

Blend

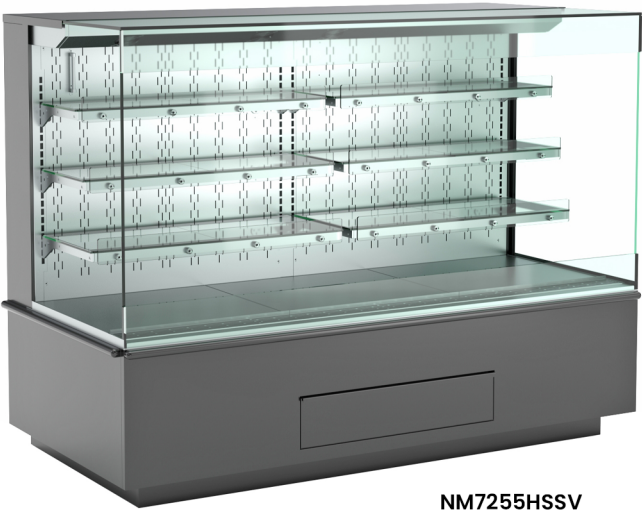
Heated Self-Service End Cap

Structural Concepts®
DELIVERING FRESH. ALWAYS.™

• NM7255HSSV 72"L x 35-3/4"D x 54-5/8"H

Included

- Convection heat
- Adjustable, locking casters
- LED top & shelf lights
- One year parts & labor warranty
- Stainless steel interior



NM7255HSSV

Specify	Standard Features	Additional Options
LOWER CLADDING COLOR	<ul style="list-style-type: none">• Powder coated Silversan Black	<ul style="list-style-type: none">• Laminate (non-stock colors)• Laminate (stock colors)• Powder coated (stock/non-stock colors)• Stainless steel
LOWER FRONT PANEL COLOR	<ul style="list-style-type: none">• Powder coated Silversan Black	<ul style="list-style-type: none">• Stainless steel
UPPER EXTERIOR COLOR	<ul style="list-style-type: none">• Powder coated Silversan Black	<ul style="list-style-type: none">• Powder coated (stock/non-stock colors)• Stainless steel
BUMPER	<ul style="list-style-type: none">• 1" Boston bumper (specify color)	<ul style="list-style-type: none">• 1" Stainless steel plate rail bumper• None
SHELVING	<ul style="list-style-type: none">• (3) Levels of clear glass, adjustable shelving	
LIGHTS	<ul style="list-style-type: none">• LED 3500K w/ frosted lens	<ul style="list-style-type: none">• LED 4000K w/ frosted lens
ELECTRICAL CONNECTION	<ul style="list-style-type: none">• 6' Straight blade power cord	<ul style="list-style-type: none">• 6' Locking blade power cord• Electrical leads (non-refrigerated)
MISCELLANEOUS		<ul style="list-style-type: none">• Second year parts & labor warranty

Blend

Heated Self-Service End Cap

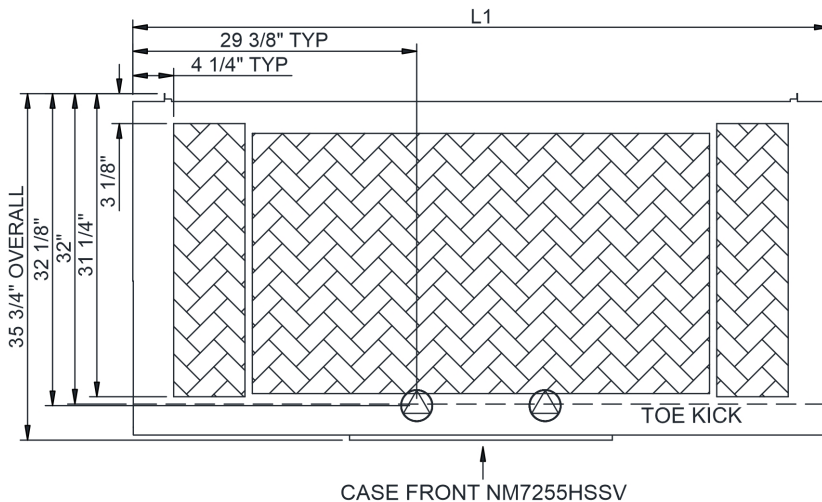
Structural Concepts®

DELIVERING FRESH. ALWAYS.™

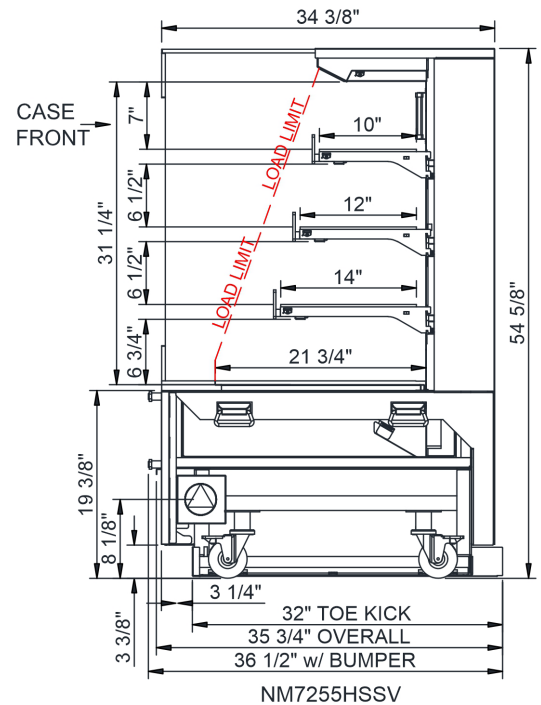
Intended Environment: Type II - Designed to operate in ambient conditions of 80°F and 55% relative humidity unless noted otherwise in system information below.

Zone	Intended Product To Be Displayed	Warmest Avg Prod Temp ° F
1	Packaged / unpackaged heated products	160

PLAN VIEW



SIDE VIEW



NOTE: ALL DIMENSIONS APPROXIMATE

- ELECTRICAL JUNCTION BOX (SUPPLIED WITH 6\"/>
- LOCATION OF DRAIN TUBE FOR REMOTE REF. ONLY (SUPPLIED WITH 3/4\"/>

- REFRIGERATION LINE CONNECTION.
- REMOTE FLOOR SINK & UTILITIES ACCESS AREA.

- SELF-CONTAINED CASE SERVICE ACCESS AREA.
- DRY CASE SERVICE ACCESS AREA.

Model Technical Specifications																
Model	L"	L1"	L2"	System Circuit Volts			Phs	Freq	Amps ***	Watts	Wires	NEMA Plug	SST	Conv. Rack BTUH	Para. Rack BTUH	Est Wt
NM7255HSSV	N/A	72.00	.00	Heat (N/A)	Circuit #1	208-240	1	60	29.84	5,954	2+G	6-30P or L6-30P	N/A	N/A	N/A	1,100
				Heat (N/A)	Circuit #2	208-240	1	60	29.84	5,945	2+G	6-30P or L6-30P	N/A	N/A	N/A	

*** Does not include electric defrost on freezer models.

Regulatory Approvals:

All Models ETL Listed to UL 197
ETL Listed to CAN/CSA 22.2 No. 109
ETL Sanitation to NSF/ANSI 4



Important Notes:

- 1) ELECTRICAL NOTE: If GFCI is required, a GFCI breaker MUST be used in lieu of a GFCI receptacle.
- 2) Remove tool free front panel to fit through 36" door.
- 3) Glass warranty only applicable to first point of delivery.

⚠ WARNING: This product can expose you to chemicals, including Urethane (Ethyl Carbamate), which are known to the State of California to cause cancer and birth defects or other reproductive harm. For more information go to www.P65Warnings.ca.gov.