

• **BD3632IS** 45-3/8"L x 32-1/4"D x 82-5/8"H

Included

- NOTE: ARM Form required at time of PO for this standalone unit w/ E-Box
- Breeze~E (Type-II) self-contained refrigeration
- (5) Display levels with (4) trays on each level
- Clear glass swinging door w/ left hinge (self-closing)
- Condensate pan
- Hydrocarbon refrigerant (R290)
- Integrated average product temperature of 40°F or less
- LED 4000K top & shelf lights
- One year parts & labor; 5 year compressor warranty
- Shelving removable and adjustable on 1" centers



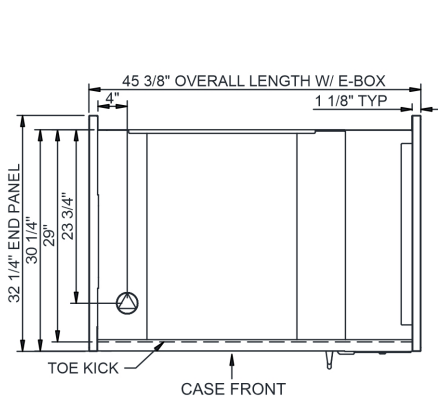
BD3632IS

Specify	Standard Features	Additional Options
EXTERIOR COLOR	• Powder coated Silversan Black	
INTERIOR COLOR	• Powder coated Silversan Black	
BASE SUPPORT	• Casters w/ levelers	• Seismic levelers
END PANELS	• Full w/stainless steel mirror interior	
FRONT DOORS	• Clear glass swinging door w/ left hinge (self-closing)	
SHELVING	• Metal shelves (5), lighted (LED)	
LIGHTS	• LED 4000K top & shelf lights	
E-BOX LOCATION	• Customer RH	
ELECTRICAL CONNECTION	• 6' GFCI straight blade power cord (base exit)	• 6' GFCI locking blade power cord (base exit)
REFRIGERATION	• Breeze~E (Type-II) self-contained refrigeration	
MISCELLANEOUS		• Second year parts & labor warranty (excludes compressor)

**Intended Environment:** Type II - Designed to operate in ambient conditions of 80°F and 55% relative humidity unless noted otherwise in system information below.

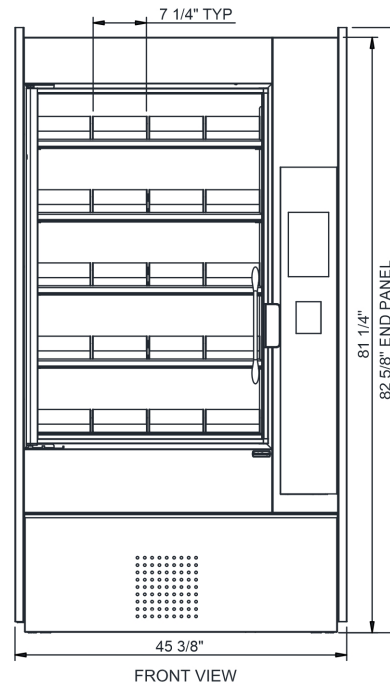
Zone	Intended Product To Be Displayed	Warmest Avg Prod Temp ° F
1	Packaged refrigerated products	40

PLAN VIEW

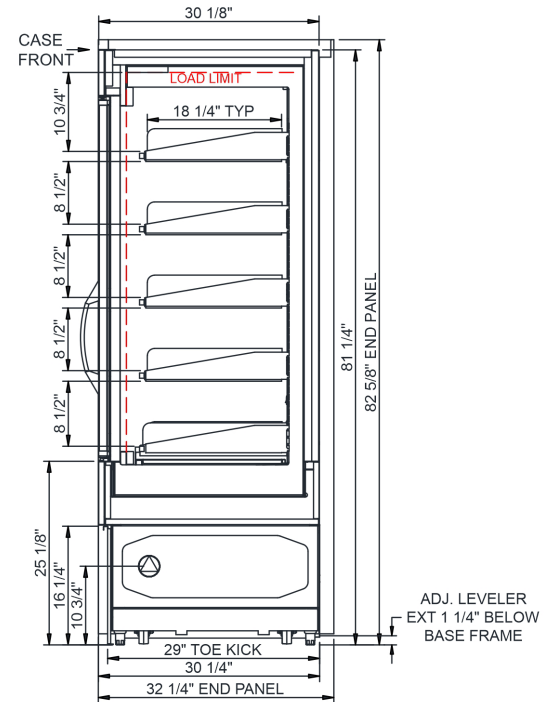


## NOTES:

1. SHELF TRAY DIMENSIONS: 7 1/4" W X 18 1/4" D
2. BD3632IS SELF-CONTAINED ACCESS ONLY BY PULLING OUT CONDENSER DRAWER.
3. COMPRESSOR AIR FRONT INTAKE AND LOWER REAR DISCHARGE. LOWER FRONT PANEL CANNOT BE BLOCKED.



SIDE VIEW



NOTE: ALL DIMENSIONS APPROXIMATE

- ⊕ ELECTRICAL JUNCTION BOX (SUPPLIED WITH 6" LEADS OR POWER CORD).
- ⊖ LOCATION OF DRAIN TUBE FOR REMOTE REF. ONLY (SUPPLIED WITH 3/4" OR 1 1/2" PVC TUBE).

- ⊕ REFRIGERATION LINE CONNECTION.
- ⊖ REMOTE FLOOR SINK & UTILITIES ACCESS AREA.

- ⊕ SELF-CONTAINED CASE SERVICE ACCESS AREA.
- ⊖ DRY CASE SERVICE ACCESS AREA.

Model Technical Specifications																
Model	L"	L1"	L2"	System Circuit Volts			Phs	Freq	Amps ***	Watts	Wires	NEMA Plug	SST	Conv. Rack RTU/H	Para. Rack RTU/H	Est Wt
BD3632IS	N/A	45.38	.00	Self-Contained (R290)	Circuit #1	110-120	1	60	11.51	477	2+G	5-15P or L5-15P	N/A	N/A	N/A	1,300

\*\*\* Does not include electric defrost on freezer models.

## Regulatory Approvals:

All Models	ETL Listed to UL 541 ETL Listed to CAN/CSA 22.2 No. 128 ETL Sanitation to NSF/ANSI 25
------------	---



## Important Notes:

- 1) ARM Form required at time of PO for this standalone unit w/ E-Box.
- 2) Performance issues (product temperatures, water on floor, etc.) caused by adverse conditions are not covered by warranty.
- 3) Keep unit at least 15' from exterior doors, overhead HVAC vents, or any air curtain disruption.
- 4) End panels must be tightly joined or kept at least 6" away from any structure to prevent condensation.
- 5) Do not expose unit to direct sunlight or any heat source (ovens, fryers, etc.).
- 6) Tile floors, low ceilings, or small rooms will increase noise level.

**⚠ WARNING:** This product can expose you to chemicals, including Urethane (Ethyl Carbamate), which are known to the State of California to cause cancer and birth defects or other reproductive harm. For more information go to [www.P65Warnings.ca.gov](http://www.P65Warnings.ca.gov).