Technical Information

Fusion - MD 85"H Self-Service Refrigerated Doored Case Self-Contained Floral

Structural Concepts®
DELIVERING FRESH. ALWAYS.™

DIMENSIONS / SHIPPING

Model	L"	L1"	L2"	Est Wt (lbs)
MD485DR	48.000	50.250	0.000	N/A
MD685DR	72.000	74.250	0.000	N/A

ELECTRICAL

Model	System Circuit Volts			Ph	Frq	Rated Load Amps	Min Cir Amps	Max OCP Amps	Watts	Wires	NEMA Plug	Amps Lights	Amps Fans	Amps Anti-Sweats	Amps Misc/Refrig/ Heat
MD485DR	Self-Contained (R290)-Type I Env	Circuit #1	110-120	1	60	10.73	15	15	1,008	2+G	5-15P or L5-15P	N/A	0.45	3.96	6.32
	Self-Contained (R290)-Type I Env	Circuit #1	110-120	1	60	10.73	15	15	953	2+G	5-15P or L5-15P	1	0.45	3.96	5.20
MD685DR	Self-Contained (R290)-Type I Env	Circuit #1	110-120	1	60	11.18	15	15	1,061	2+G	5-15P or L5-15P	N/A	0.90	3.96	6.32
	Self-Contained (R290)-Type I Env	Circuit #1	110-120	1	60	10.73	15	15	960	2+G	5-15P or L5-15P	N/A	0.45	3.96	6.32

REFRIGERATION

Model	Zone	Section	System	Envt	REMOTE REFRIGERATION					GLYCOL / R744 REFRIGERATION			
					SST (°F)	Conv. Rack BTUH	Para. Rack BTUH	Defrost Interval (Hrs)	Defrost Duration	Total GPM	Pressure Drop (psi)	Concent (%)	Liquid Temp (°F)
MD485DR	All	Main	Self-Contained-R290-Type I Env	Type I	N/A	N/A	N/A	N/A	N/A	N/A	N/A	N/A	N/A
MD685DR	All	Main	Self-Contained-R290-Type I Env	Type I	N/A	N/A	N/A	N/A	N/A	N/A	N/A	N/A	N/A

INTENDED ENVIRONMENT

Type I - Designed to operate in ambient conditions of 75°F with 55% relative humidity unless noted otherwise under Envt above.

WARMEST AVERAGE PRODUCT TEMP & INTENDED USE OF ZONES

Zone	Temp (°F)	Intended Use
1	40	Packaged / unpackaged refrigerated products-Prechilled to Warmest Avg Prod Temp.

IMPORTANT NOTES

1) Units must be shimmed during installation to ensure the unit is level and plumb.

REGULATORY

All Models	Accordance with AHRI Std 1200 ETL Listed to UL 471 & UL 60335-2-89 ETL Listed to CAN/CSA 22.2 No. 120 ETL Sanitation to NSF/ANSI 7

In Accordance with AHRI Std 1200

Technical Information

Fusion - MD 85"H Self-Service Refrigerated Doored Case Self-Contained Floral

Structural Concepts®
DELIVERING FRESH. ALWAYS.™

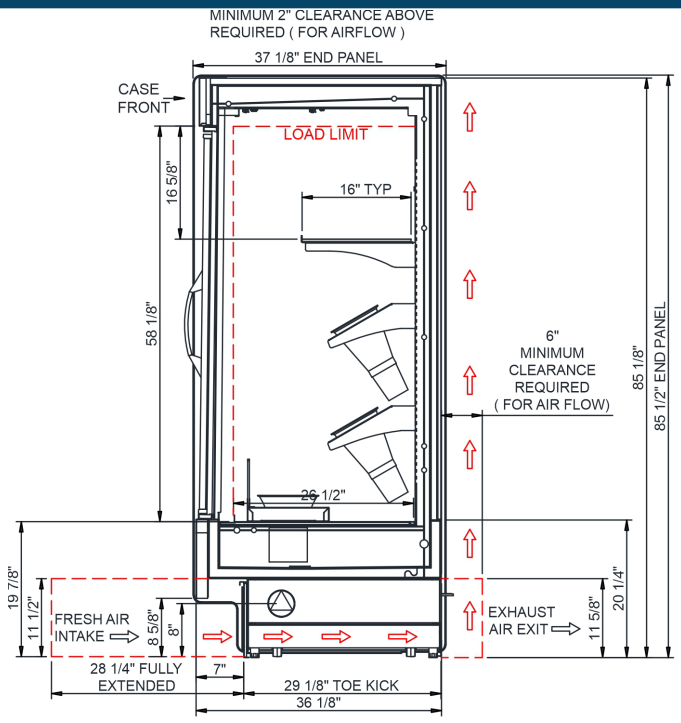

OPTIONAL FLORAL INTERIOR
W/1 LVL GLASS SHELF SHOWN

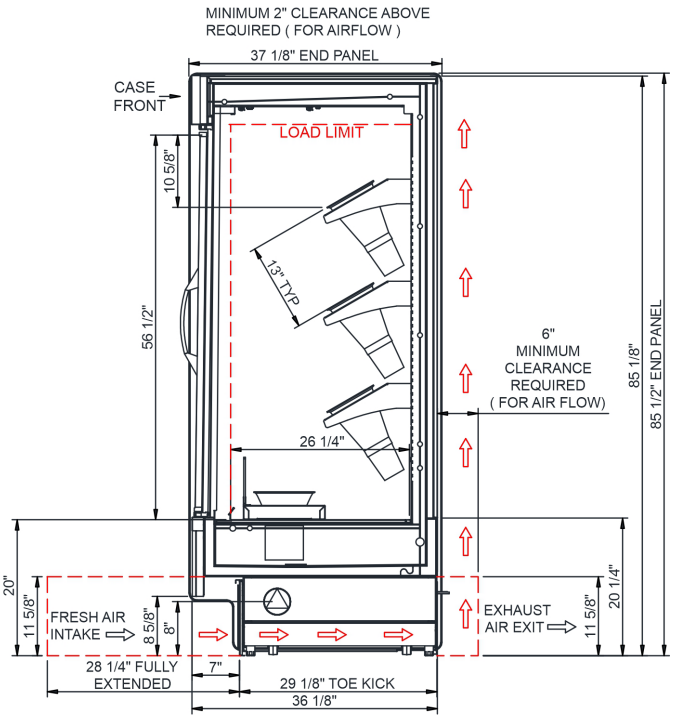

OPTIONAL FLORAL INTERIOR SHOWN

REAR DOORS OPENING	
MODEL	WD x HT x QTY
MD485DR	17" x 57 3/4" x 2
MD685DR	28 5/8" x 57 3/4" x 2

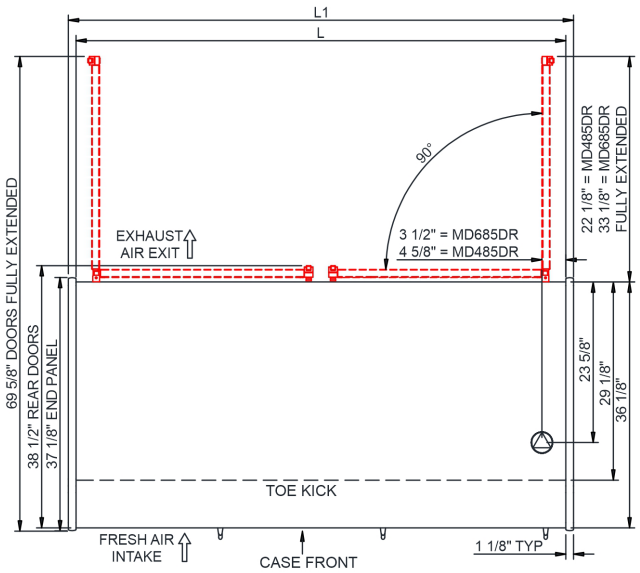

NOTE:
1. SELF-CONTAINED REFRIGERATION ACCESS ONLY BY PULLING OUT CONDENSER DRAWER.

NOTE: ALL DIMENSIONS APPROXIMATE

- ELECTRICAL JUNCTION BOX (SUPPLIED WITH 6" LEADS OR POWER CORD).
- LOCATION OF DRAIN TUBE FOR REMOTE REF. ONLY (SUPPLIED WITH $\frac{3}{4}$" OR 1$\frac{1}{2}$" PVC TUBE).
- REFRIGERATION LINE CONNECTION.
- REMOTE FLOOR SINK & UTILITIES ACCESS AREA.
- SELF-CONTAINED CASE SERVICE ACCESS AREA.
- DRY CASE SERVICE ACCESS AREA.