

Technical Information

Grocerant - Refrigerated Service Food Bar 43"D

Structural Concepts®

DELIVERING FRESH. ALWAYS.™

DIMENSIONS / SHIPPING				
Model	L"	L1"	L2"	Est Wt (lbs)
FB3S-2R	N/A	37.000	6.375	600
FB4S-3R	N/A	50.000	6.375	750
FB5S-4R	N/A	63.000	6.375	900
FB6S-5R	N/A	76.000	6.375	1,100

ELECTRICAL															
Model	System Circuit Volts			Ph	Frq	Rated Load Amps	Min Cir Amps	Max OCP Amps	Watts	Wires	NEMA Plug	Amps Lights	Amps Fans	Amps Anti-Sweats	Amps Misc/Refrig/Heat
FB3S-2R	Remote (DX)-Type I Env	Circuit #1	110-120	1	60	1.06	15	15	104	2+G	Leads Multiple		0.70	0.36	N/A
FB4S-3R	Remote (DX)-Type I Env	Circuit #1	110-120	1	60	1.17	15	15	117	2+G	Leads Multiple		0.70	0.47	N/A
FB5S-4R	Remote (DX)-Type I Env	Circuit #1	110-120	1	60	1.27	15	15	128	2+G	Leads Multiple		0.70	0.57	N/A
FB6S-5R	Remote (DX)-Type I Env	Circuit #1	110-120	1	60	1.36	15	15	140	2+G	Leads Multiple		0.70	0.66	N/A
	Remote (R744 T)-Type I Env	Circuit #1	110-120	1	60	1.36	15	15	140	2+G	Leads Multiple		0.70	0.66	N/A

REFRIGERATION													
Model	Zone	Section	System	Envt	REMOTE REFRIGERATION					GLYCOL / R744 REFRIGERATION			
					SST (°F)	Conv. Rack BTUH	Para. Rack BTUH	Defrost Interval (Hrs)	Defrost Duration	Total GPM	Pressure Drop (psi)	Concent (%)	Liquid Temp (°F)
FB3S-2R	All	Refrigerator	Remote-DX-Type I Env	Type I	20	1,123	1,040	4.00	25.00	N/A	N/A	N/A	N/A
FB4S-3R	All	Refrigerator	Remote-DX-Type I Env	Type I	20	1,296	1,200	4.00	30.00	N/A	N/A	N/A	N/A
FB5S-4R	All	Refrigerator	Remote-DX-Type I Env	Type I	20	1,469	1,360	4.00	25.00	N/A	N/A	N/A	N/A
FB6S-5R	All	Refrigerator	Remote-DX-Type I Env	Type I	20	1,642	1,520	4.00	25.00	N/A	N/A	N/A	N/A
	All	Refrigerator	Remote-R744 TRANSCRITICAL-Type I Env	Type I	20	1,642	1,520	4.00	25.00	N/A	N/A	N/A	N/A

INTENDED ENVIRONMENT		
Type I - Designed to operate in ambient conditions of 75°F with 55% relative humidity unless noted otherwise under Envt above.		
WARMEST AVERAGE PRODUCT TEMP & INTENDED USE OF ZONES		
Zone	Temp (°F)	Intended Use
1	40	Unpackaged refrigerated products

IMPORTANT NOTES
1) REMOTE REFRIGERATION NOTE: Condensing unit not included, floor drain required.
2) ELECTRICAL NOTE: If GFCI is required, a GFCI breaker MUST be used in lieu of a GFCI receptacle

REGULATORY	
All Models	Accordance with AHRI Std 1200 ETL Listed to UL 471 ETL Listed to CAN/CSA 22.2 No. 120 ETL Sanitation to NSF/ANSI 7



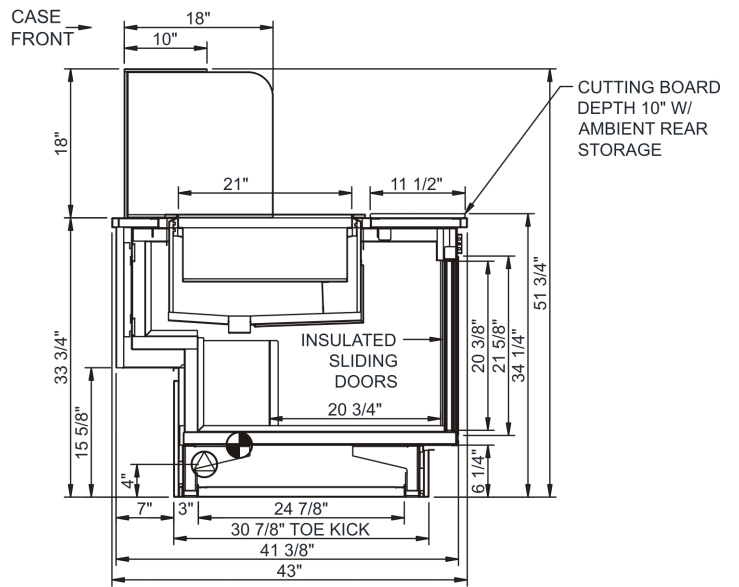
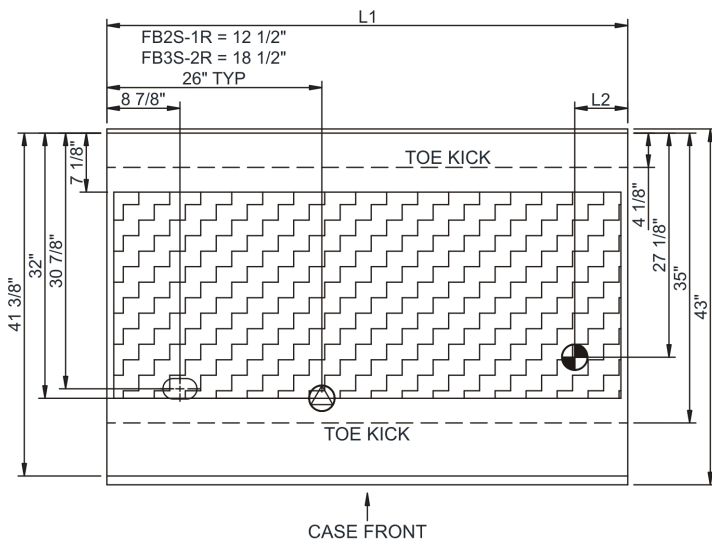
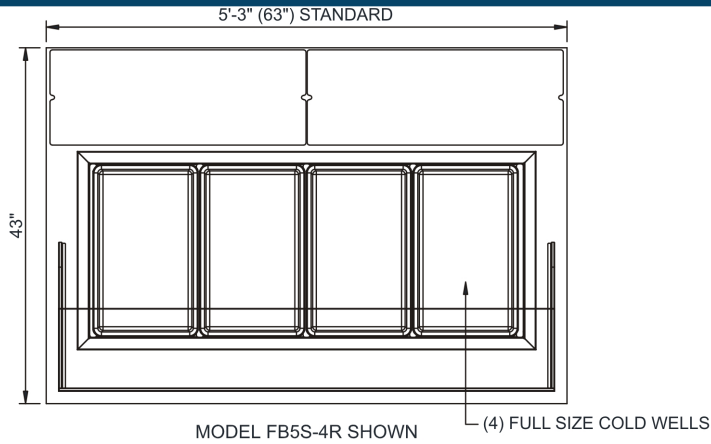
In Accordance with
AHRI Std 1200

Technical Information



Grocerant - Refrigerated Service Food Bar 43"D

Structural Concepts®

DELIVERING FRESH. ALWAYS.™



NOTE: ALL DIMENSIONS APPROXIMATE

-  ELECTRICAL JUNCTION BOX (SUPPLIED WITH 6" LEADS OR POWER CORD).
-  LOCATION OF DRAIN TUBE FOR REMOTE REF. ONLY (SUPPLIED WITH 3/4" OR 1 1/2" PVC TUBE).

-  REFRIGERATION LINE CONNECTION.
-  REMOTE FLOOR SINK & UTILITIES ACCESS AREA.

-  SELF-CONTAINED CASE SERVICE ACCESS AREA.
-  DRY CASE SERVICE ACCESS AREA.