

Oasis

Refrigerated & Heated Self-Service Case

Structural Concepts®

DELIVERING FRESH. ALWAYS.™

• **B3924RH**

39"L x 26-1/8"D x 63-3/8"H

Included

- Breeze self-contained refrigeration
- 1 year parts & labor warranty, 5 year compressor warranty
- Condensate pan
- Hydrocarbon refrigerant (R290)
- LED top & shelf lights
- Shelving removable and adjustable on 1" centers
- Stainless steel interior
- Warmest average product temperature of 160°F in hot section and 40°F or less in cold



B3924RH

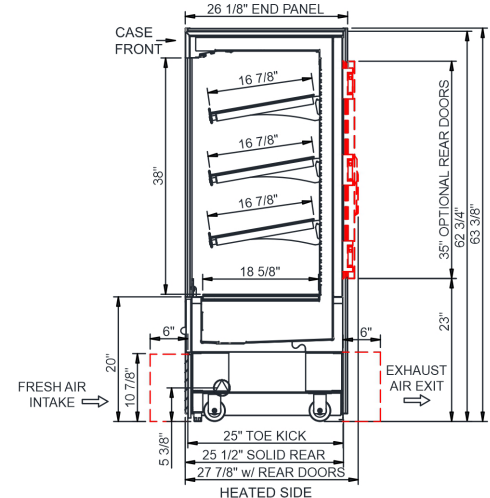
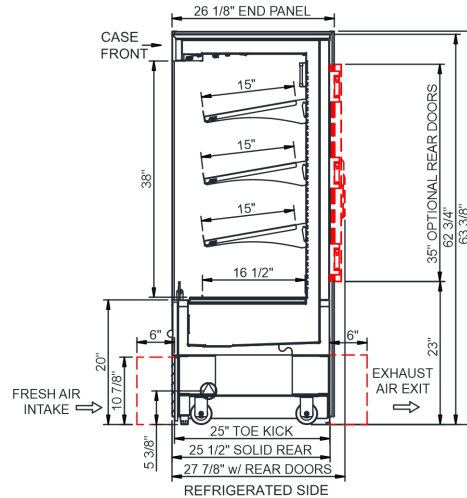
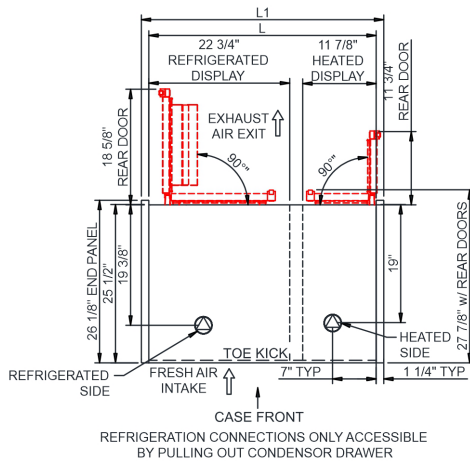
Specify	Standard Features	Additional Options
EXTERIOR COLOR	• Laminate (stock colors)	• Laminate (non-stock colors) • Stainless steel
INTERIOR COLOR	• Stainless steel	
LOWER FRONT PANEL COLOR	• Powder coated Silversan Black	• Stainless steel (must choose stainless exterior)
REAR EXTERIOR COLOR	• Stainless steel	
BASE SUPPORT	• Casters w/ levelers	
BUMPER FRONT	• None	• 1" Boston bumper (specify color)
END PANELS	• Full w/stainless steel mirror interior	• Cutaway w/glass
VINYL GRAPHICS	• None	• Full wrap graphic set • Logo graphic only
REAR DOORS	• None (solid back panel)	• Solid rear swinging doors
SHELVING - HEATED SIDE	• Individually controlled heated solid shelves (3), lighted	
SHELVING - REF. SIDE	• Metal shelves (3), lighted (LED)	
LIGHTS - HEATED SIDE	• LED 3500K w/ frosted lens	• LED 4000K w/ frosted lens
LIGHTS - REF. SIDE	• LED 3000K w/ frosted lens	• LED 3500K w/ frosted lens • LED 4000K w/ frosted lens
ELECTRICAL CONNECTION	• 6' Straight blade power cord (self-cont.)	

Intended Environment: Type I - Designed to operate in ambient conditions of 75°F with 55% relative humidity unless noted otherwise in system information below.

Zone	Intended Product To Be Displayed	Warmest Avg Prod Temp ° F
1	Packaged refrigerated products	40
2	Packaged heated product	160

PLAN VIEW

SIDE VIEW



NOTE: ALL DIMENSIONS APPROXIMATE

- ELECTRICAL JUNCTION BOX (SUPPLIED WITH 6\"/>

- REFRIGERATION LINE CONNECTION.
- REMOTE FLOOR SINK & UTILITIES ACCESS AREA.

- SELF-CONTAINED CASE SERVICE ACCESS AREA.
- DRY CASE SERVICE ACCESS AREA.

Model Technical Specifications																
Model	L"	L1"	L2"	System Circuit Volts			Phs	Freq	Amps ***	Watts	Wires	NEMA Plug	SST	Conv. Rack BTU/H	Para. Rack BTU/H	Est Wt
B3924RH	36.50	39.00	.00	Self-Contained (R290)	Circuit #1	110-120	1	60	21.36	2,250	2+G	5-30P	N/A	N/A	N/A	800

*** Does not include electric defrost on freezer models.

Regulatory Approvals:

All Models	ETL Listed to UL 197
	ETL Listed to CAN/CSA 22.2 No. 109
	ETL Sanitation to NSF/ANSI 4

DOE 2017
Energy Efficiency
Compliant

Important Notes:

- 1) ELECTRICAL NOTE: If GFCI is required, a GFCI breaker MUST be used in lieu of a GFCI receptacle
- 2) Performance issues (product temperatures, water on floor, etc.) caused by adverse conditions are not covered by warranty.
- 3) Keep unit at least 15' from exterior doors, overhead HVAC vents, or any air curtain disruption.
- 4) Do not expose unit to direct sunlight or any heat source (ovens, fryers, etc.).
- 5) Compressor air lower front intake and upper front discharge. Front panel cannot be blocked.

⚠ WARNING: This product can expose you to chemicals, including Urethane (Ethyl Carbamate), which are known to the State of California to cause cancer and birth defects or other reproductive harm. For more information go to www.P65Warnings.ca.gov.