

• **BD3632DIS**

45-3/8"L x 32-1/4"D x 82-5/8"H

### Included

- NOTE: ARM Form required at time of PO for this standalone unit w/ E-Box
- (5) Display levels with (4) trays on each level
- Clear glass swinging door w/ left hinge (self-closing)
- LED 4000K top & shelf lights
- One piece formed ABS plastic tub
- One year parts & labor warranty
- Shelving removable and adjustable on 1" centers



**BD3632DIS**

Specify	Standard Features	Additional Options
<b>EXTERIOR COLOR</b>	• Powder coated Silversan Black	
<b>INTERIOR COLOR</b>	• Powder coated Silversan Black	
<b>BASE SUPPORT</b>	• Casters w/ levelers	• Seismic levelers
<b>END PANELS</b>	• Full w/stainless steel mirror interior	
<b>FRONT DOORS</b>	• Clear glass swinging door w/ left hinge (self-closing)	
<b>VINYL GRAPHICS</b>	• None	• Full wrap graphic set • Logo graphic only
<b>SHELVING</b>	• Metal shelves (5), lighted (LED)	
<b>LIGHTS</b>	• LED 4000K top & shelf lights	
<b>E-BOX LOCATION</b>	• Customer RH	
<b>ELECTRICAL CONNECTION</b>	• 6' GFCI straight blade power cord (base exit)	• 6' GFCI locking blade power cord (base exit)
<b>INTERNET CONNECTION</b>	• Ethernet connection to local network	• Cellular T-Mobile \$10 per month
<b>SCANNER</b>	• None	<sup>1</sup> • Barcode Scanner <sup>2</sup> • RFID Scanner
<b>TERMINAL (ACQUIRER)</b>	• Cantaloupe (Fiserv)	• Castles (Adyen) • Castles (Apriva) • Elavon • None • Payter (Fiserv)
<b>MISCELLANEOUS</b>		• Second year parts & labor warranty

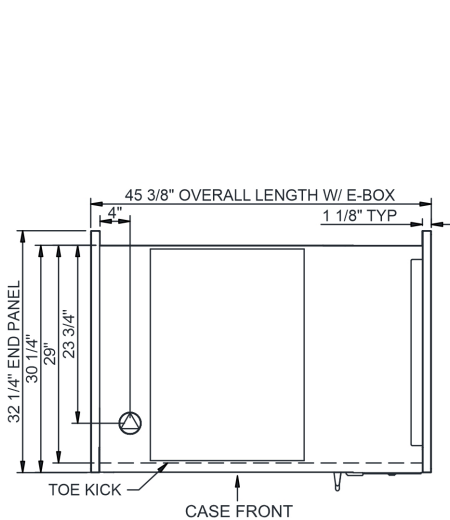
Option Notes: 1 - Cannot be used w/ RFID Scanner

2 - Cannot be used w/ Barcode Scanner

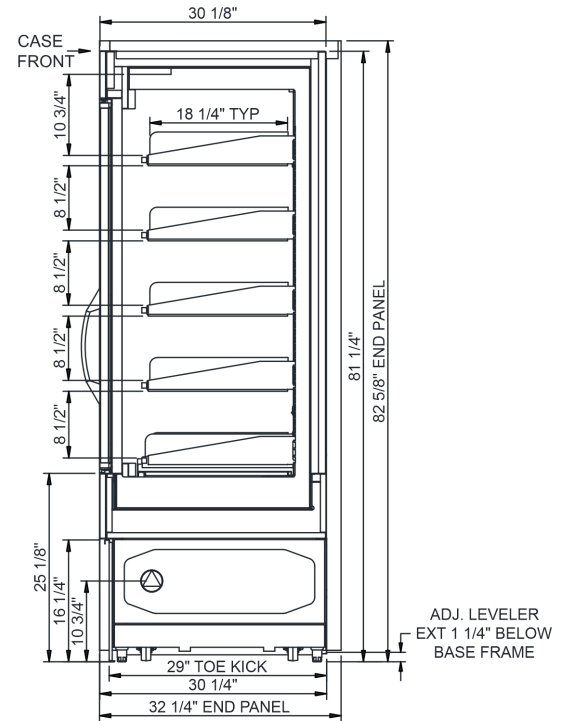
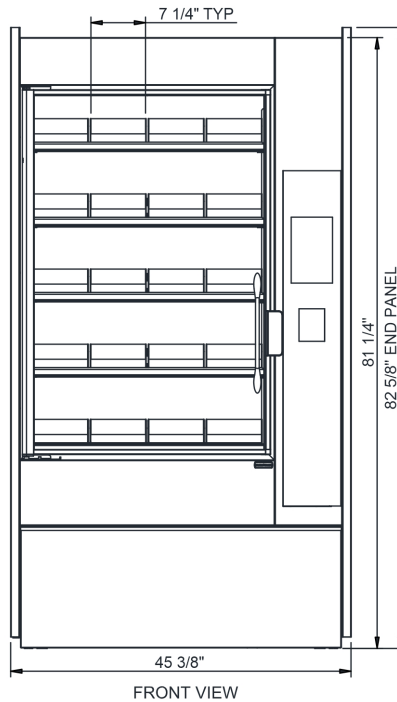
<b>Intended Environment:</b> Type II - Designed to operate in ambient conditions of 80°F and 55% relative humidity unless noted otherwise in system information below.		
<b>Zone</b>	<b>Intended Product To Be Displayed</b>	<b>Warmest Avg Prod Temp ° F</b>
1	Packaged non-refrigerated products	

PLAN VIEW

SIDE VIEW



NOTE:  
1. SHELF TRAY DIMENSIONS: 7 1/4" W X 18 1/4" D



NOTE: ALL DIMENSIONS APPROXIMATE

- ELECTRICAL JUNCTION BOX (SUPPLIED WITH 6" LEADS OR POWER CORD).
- LOCATION OF DRAIN TUBE FOR REMOTE REF. ONLY (SUPPLIED WITH 3/4" OR 1 1/2" PVC TUBE).

- REFRIGERATION LINE CONNECTION.
- REMOTE FLOOR SINK & UTILITIES ACCESS AREA.

- SELF-CONTAINED CASE SERVICE ACCESS AREA.
- DRY CASE SERVICE ACCESS AREA.

Model Technical Specifications																	
Model	L"	L1"	L2"	System Circuit Volts		Phs	Freq	Amps ***	Watts	Wires	NEMA Plug	SST	Conv. Rack BTUH	Para. Rack BTUH	Est Wt		
BD3632DIS	N/A	45.38	.00	Ambient/Lights (N/A)		Circuit #1	110-120	1	60	1.70	68	2+G	5-15P or L5-15P	N/A	N/A	N/A	1,180

\*\*\* Does not include electric defrost on freezer models.

Regulatory Approvals:	
All Models	ETL Listed to UL 751 ETL Listed to CAN/CSA 22.2 No. 128 ETL Sanitation to NSF/ANSI 25



**Important Notes:**

- 1) ARM Form required at time of PO for this standalone unit w/ E-Box.
- 2) Temperatures inside display will be at least 10° warmer than outside ambient environment. Products prone to melting should be avoided.

**⚠ WARNING:** This product can expose you to chemicals, including Urethane (Ethyl Carbamate), which are known to the State of California to cause cancer and birth defects or other reproductive harm. For more information go to [www.P65Warnings.ca.gov](http://www.P65Warnings.ca.gov).