

Technical Information

Reveal® - Heated Self-Service Slide In Counter Case

Structural Concepts®

DELIVERING FRESH. ALWAYS.™

DIMENSIONS / SHIPPING

Model	L"	L1"	L2"	Est Wt (lbs)
NE3613HSSV	N/A	35.750	0.000	N/A
NE4813HSSV	N/A	47.750	0.000	N/A

ELECTRICAL

Model	System Circuit Volts			Ph	Frq	Rated Load Amps	Min Cir Amps	Max OCP Amps	Watts	Wires	NEMA Plug	Amps Lights	Amps Fans	Amps Anti-Sweats	Amps Misc/Refrig/Heat
NE3613HSSV	Heat (N/A)	Circuit #1	208-240	1	60	12.24	20	20	2,390	2+G	6-20P or L6-20P	0.36	0.21	N/A	11.67
NE4813HSSV	Heat (N/A)	Circuit #1	208-240	1	60	18.00	30	30	3,548	2+G	6-30P or L6-30P	0.36	0.35	N/A	17.29

REFRIGERATION

Model	Zone	Section	System	Envt	REMOTE REFRIGERATION					GLYCOL / R744 REFRIGERATION			
					SST (°F)	Conv. Rack BTUH	Para. Rack BTUH	Defrost Interval (Hrs)	Defrost Duration	Total GPM	Pressure Drop (psi)	Concent (%)	Liquid Temp (°F)

INTENDED ENVIRONMENT

Type I - Designed to operate in ambient conditions of 75°F with 55% relative humidity unless noted otherwise under Envt above.

WARMEST AVERAGE PRODUCT TEMP & INTENDED USE OF ZONES

Zone	Temp (°F)	Intended Use
1	160	Packaged / unpackaged heated products

REGULATORY

All Models	ETL Listed to UL 197 ETL Listed to CAN/CSA 22.2 No. 109 ETL Sanitation to NSF/ANSI 4
------------	--



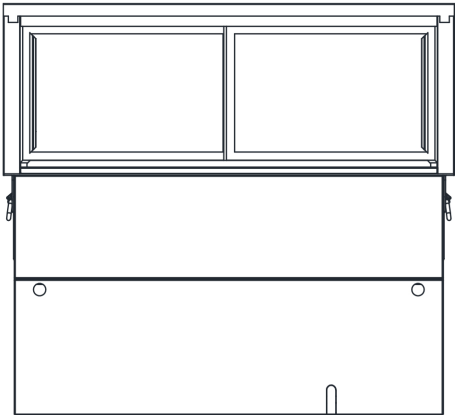
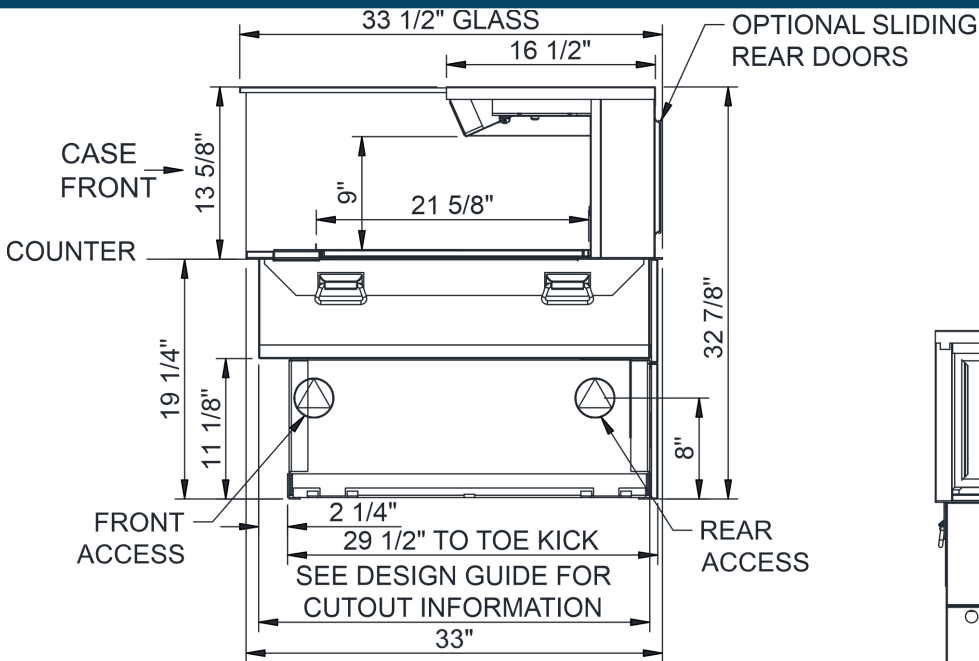
IMPORTANT NOTES

- 1) ELECTRICAL NOTE: If GFCI is required, a GFCI breaker MUST be used in lieu of a GFCI receptacle.
- 2) 19.25" minimum space required beneath counter surface.
- 3) Glass warranty only applicable to first point of delivery.

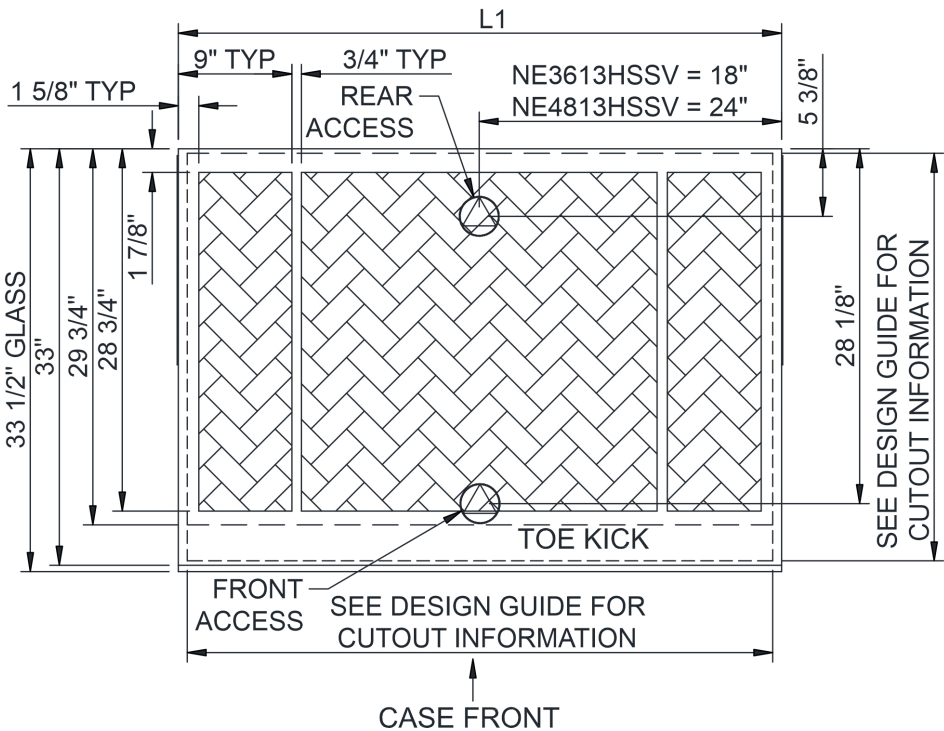
Technical Information

Reveal® - Heated Self-Service Slide In Counter Case

Structural Concepts®
DELIVERING FRESH. ALWAYS.™



REAR VIEW



NOTE: ALL DIMENSIONS APPROXIMATE

- ELECTRICAL JUNCTION BOX (SUPPLIED WITH 6\"/>

- REFRIGERATION LINE CONNECTION.
- REMOTE FLOOR SINK & UTILITIES ACCESS AREA.

- SELF-CONTAINED CASE SERVICE ACCESS AREA.
- DRY CASE SERVICE ACCESS AREA.