

# Technical Information

Reveal® - Heated Service Slide In Counter Case

Structural Concepts®

DELIVERING FRESH. ALWAYS.™

| DIMENSIONS / SHIPPING |     |        |       |              |
|-----------------------|-----|--------|-------|--------------|
| Model                 | L"  | L1"    | L2"   | Est Wt (lbs) |
| NE3627HSV             | N/A | 35.750 | 0.000 | 700          |
| NE4827HSV             | N/A | 47.750 | 0.000 | 850          |

| ELECTRICAL |                      |            |         |    |     |                 |              |              |       |       |                 |             |           |                  |                       |
|------------|----------------------|------------|---------|----|-----|-----------------|--------------|--------------|-------|-------|-----------------|-------------|-----------|------------------|-----------------------|
| Model      | System Circuit Volts |            |         | Ph | Frq | Rated Load Amps | Min Cir Amps | Max OCP Amps | Watts | Wires | NEMA Plug       | Amps Lights | Amps Fans | Amps Anti-Sweats | Amps Misc/Refrig/Heat |
| NE3627HSV  | Heat (N/A)           | Circuit #1 | 208-240 | 1  | 60  | 14.25           | 20           | 20           | 2,806 | 2+G   | 6-20P or L6-20P | 0.36        | 0.14      | 13.75            | N/A                   |
| NE4827HSV  | Heat (N/A)           | Circuit #1 | 208-240 | 1  | 60  | 19.94           | 30           | 30           | 3,957 | 2+G   | 6-30P or L6-30P | 0.36        | 0.21      | 19.37            | N/A                   |

| REFRIGERATION |      |         |        |      |                      |                 |                 |                        |                  |                             |                     |             |                  |  |
|---------------|------|---------|--------|------|----------------------|-----------------|-----------------|------------------------|------------------|-----------------------------|---------------------|-------------|------------------|--|
| Model         | Zone | Section | System | Envt | REMOTE REFRIGERATION |                 |                 |                        |                  | GLYCOL / R744 REFRIGERATION |                     |             |                  |  |
|               |      |         |        |      | SST (°F)             | Conv. Rack BTUH | Para. Rack BTUH | Defrost Interval (Hrs) | Defrost Duration | Total GPM                   | Pressure Drop (psi) | Concent (%) | Liquid Temp (°F) |  |

| INTENDED ENVIRONMENT   |           |                                       |
|--|-----------|---------------------------------------|
| Type I - Designed to operate in ambient conditions of 75°F with 55% relative humidity unless noted otherwise under Envt above. |           |                                       |
| WARMEST AVERAGE PRODUCT TEMP & INTENDED USE OF ZONES   |           |                                       |
| Zone   | Temp (°F) | Intended Use                          |
| 1  | 160       | Packaged / unpackaged heated products |

| IMPORTANT NOTES   |
|---|
| 1) ELECTRICAL NOTE: If GFCI is required, a GFCI breaker MUST be used in lieu of a GFCI receptacle |
| 2) 19.25" minimum space required beneath counter surface.   |
| 3) Glass warranty only applicable to first point of delivery.                                     |

| REGULATORY |  |
|------------|--|
| All Models | ETL Listed to UL 197<br>ETL Listed to CAN/CSA 22.2 No. 109<br>ETL Sanitation to NSF/ANSI 4 |

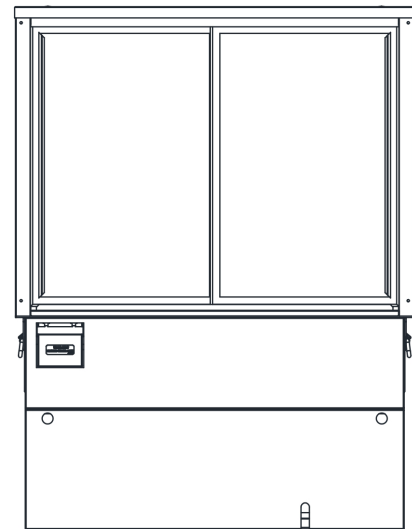
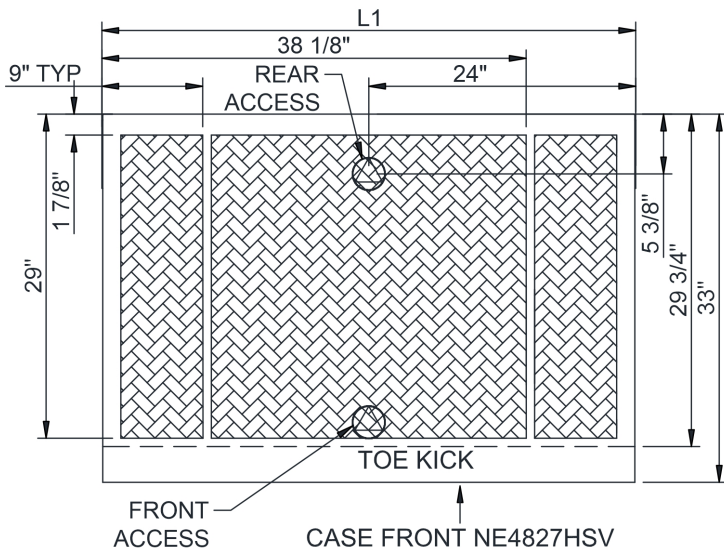
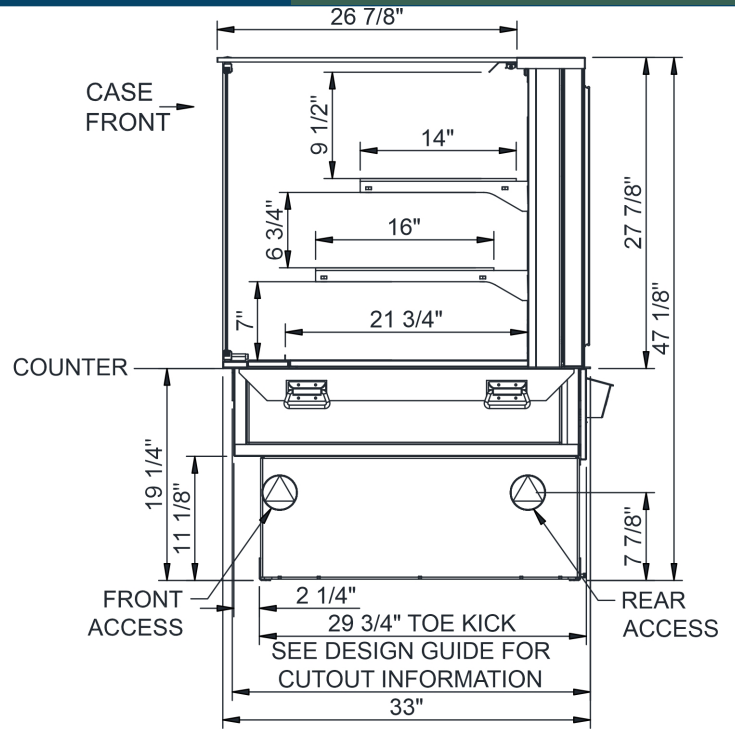
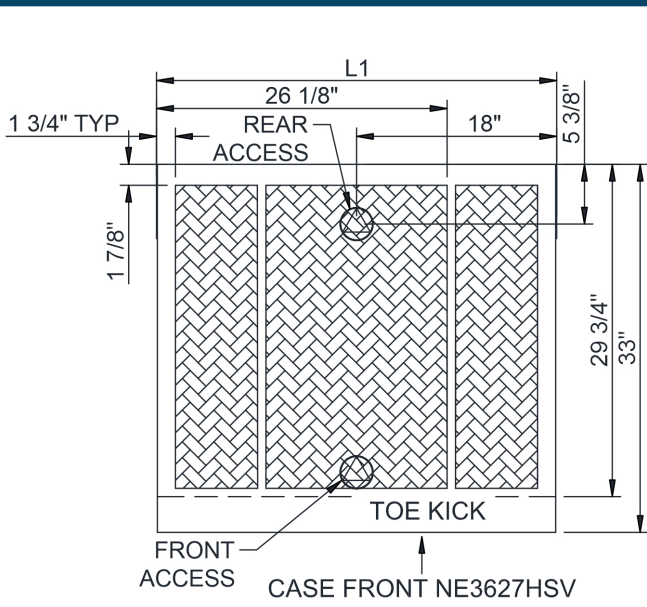


# Technical Information

Reveal® - Heated Service Slide In Counter Case



Structural Concepts®

DELIVERING FRESH. ALWAYS.™



BACK VIEW

NOTE: ALL DIMENSIONS APPROXIMATE

-  ELECTRICAL JUNCTION BOX (SUPPLIED WITH 6" LEADS OR POWER CORD).
-  LOCATION OF DRAIN TUBE FOR REMOTE REF. ONLY (SUPPLIED WITH 3/4" OR 1 1/2" PVC TUBE).

-  REFRIGERATION LINE CONNECTION.
-  REMOTE FLOOR SINK & UTILITIES ACCESS AREA.

-  SELF-CONTAINED CASE SERVICE ACCESS AREA.
-  DRY CASE SERVICE ACCESS AREA.