

ITEM #	DESCRIPTION	SCC P/N
1	MOD EXTERIOR	CONTACT SCC
2	MOD INTERIOR	CONTACT SCC
3	EVAPORATOR PACKAGE	SEE SHEET 4
4	MOD BASE	CONTACT SCC
5	ELECTRICAL BOX	SEE SHEET 3
6	PANEL BASE FRONT	CONTACT SCC
7	CONDENSING PACKAGE	SEE SHEET 2
8	PANEL BASE FRONT	CONTACT SCC

NOTE: INFORMATION IS SUBJECT TO CHANGE AT ANY TIME.
DRAWING REPRESENT CASES BUILT AFTER JUNE 20XX
OLDER CASES WILL NEED PART INFORMATION CONFIRMED BY
THE MANUFACTURER

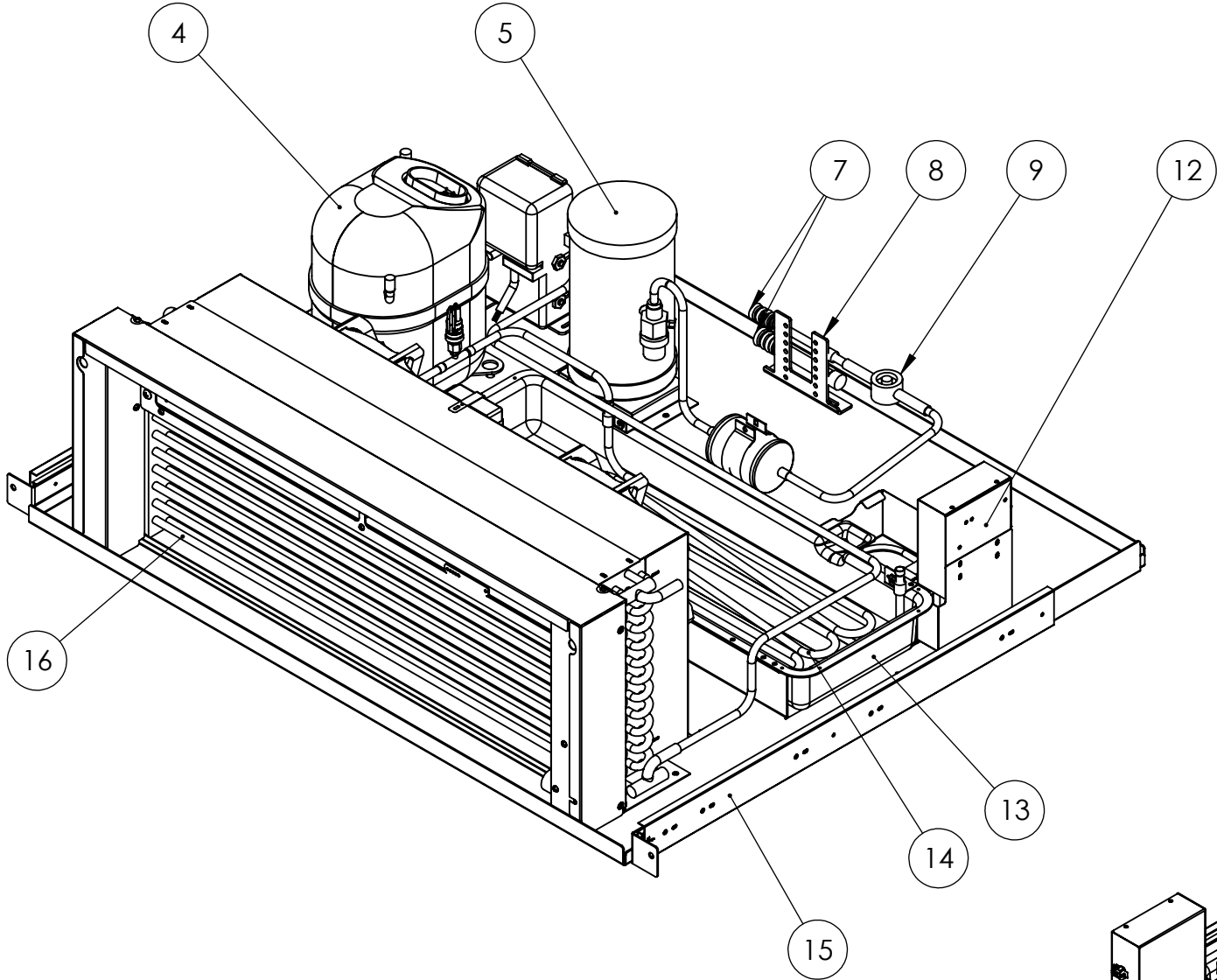
PROPRIETARY
These drawings and specifications are confidential and proprietary to Structural Concepts Corporation and neither the drawings themselves nor any information thereon may be used without written permission of Structural Concepts Corporation.

REV. LEVEL	CHANGE DESCRIPTION	DFT. RESP.	ENG. RESP.	ECN NUMBER	DATE
A	R.F.PRODUCTION				07/10/24

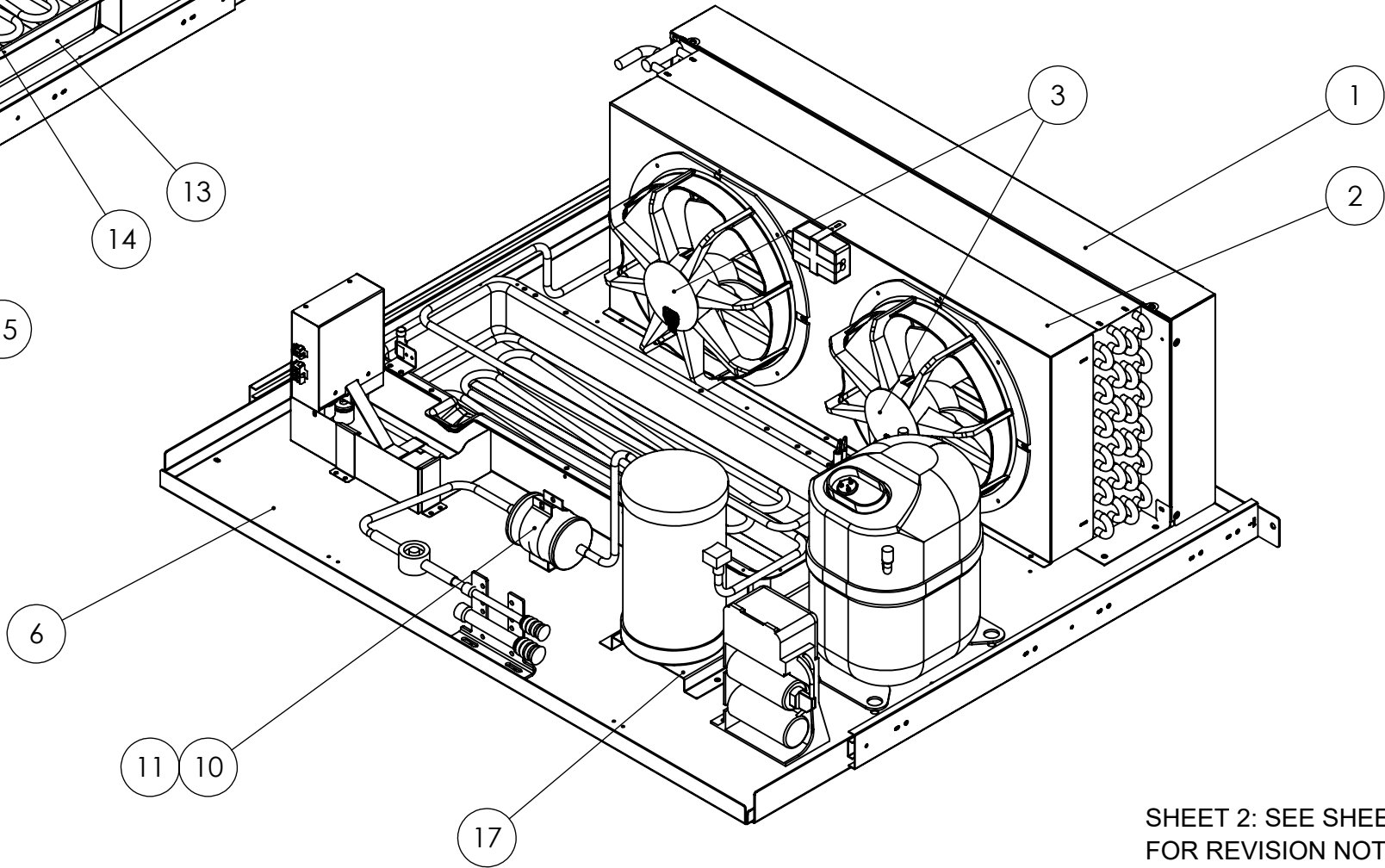
Structural Concepts[®]
888 E. PORTER ROAD, MUSKEGON, MI 49441
PHONE: (231) 798-8888, WWW.STRUCTURALCONCEPTS.COM

DESCRIPTION: MI48R REPLACEMENT PARTS
MATERIAL: SEE NOTES
DIMENSIONS ARE IN INCHES (UNLESS SPECIFIED). TOLERANCES: .00 +/- .03, .000 +/- .015, ANGLES +/- 1 DEG., [GLASS: .00 +/- .06, ANGLES +/- 1 DEG.]

SCALE	NTS	ORIG. DATE	07/10/24	SHEET SIZE	DWG. NO.
ORIG. ENG. RESP.		SHEET	1 OF 4	B	A508267



ITEM #	DESCRIPTION	SCC P/N
1	CLEAN SWEEP COVER	53804
2	FAN SHROUD	21-17492
3	MOTOR FAN ASSEMBLY	20-99132
4	COMPRESSOR	20-37217
5	RECEIVER	72561
6	COMPRESSOR PAN	21-04315
7	LINESET HOSE	72793, 72795
8	LINESET BRACKET	17817
9	SIGHT GLASS	72035
10	FILTER DRIER	73126
11	FILTER CLAMP	38964
12	HOT GAS OVER FLOW POWER HEAD	21-17102
13	HOT GAS PAN	50-5050
14	HOT GAS SERPENTINE LOOP	72680
15	DRAWER SLIDE	20-71049
16	CONDENSING COIL	70989
17	BRACKET RISER	58562



NOTE: INFORMATION IS SUBJECT TO CHANGE AT ANY TIME.
DRAWING REPRESENT CASES BUILT AFTER JUNE 20XX
OLDER CASES WILL NEED PART INFORMATION CONFIRMED BY
THE MANUFACTURER

SHEET 2: SEE SHEET 1
FOR REVISION NOTES

PROPRIETARY

These drawings and specifications are confidential and proprietary to Structural Concepts Corporation and neither the drawings themselves nor any information thereon may be used without written permission of Structural Concepts Corporation.

Structural Concepts

888 E. PORTER ROAD, MUSKEGON, MI 49441
PHONE: (231) 798-8888, WWW.STRUCTURALCONCEPTS.COM

DESCRIPTION: MI48R REPLACEMENT PARTS

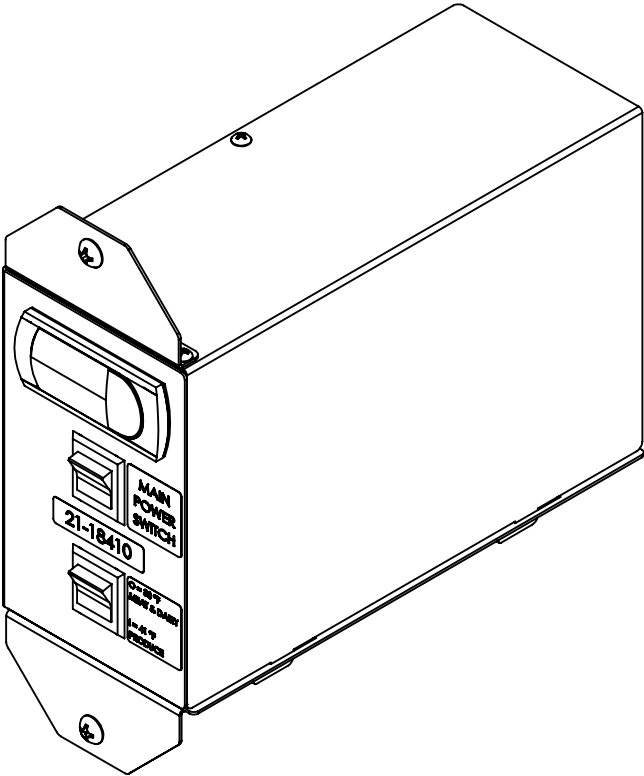
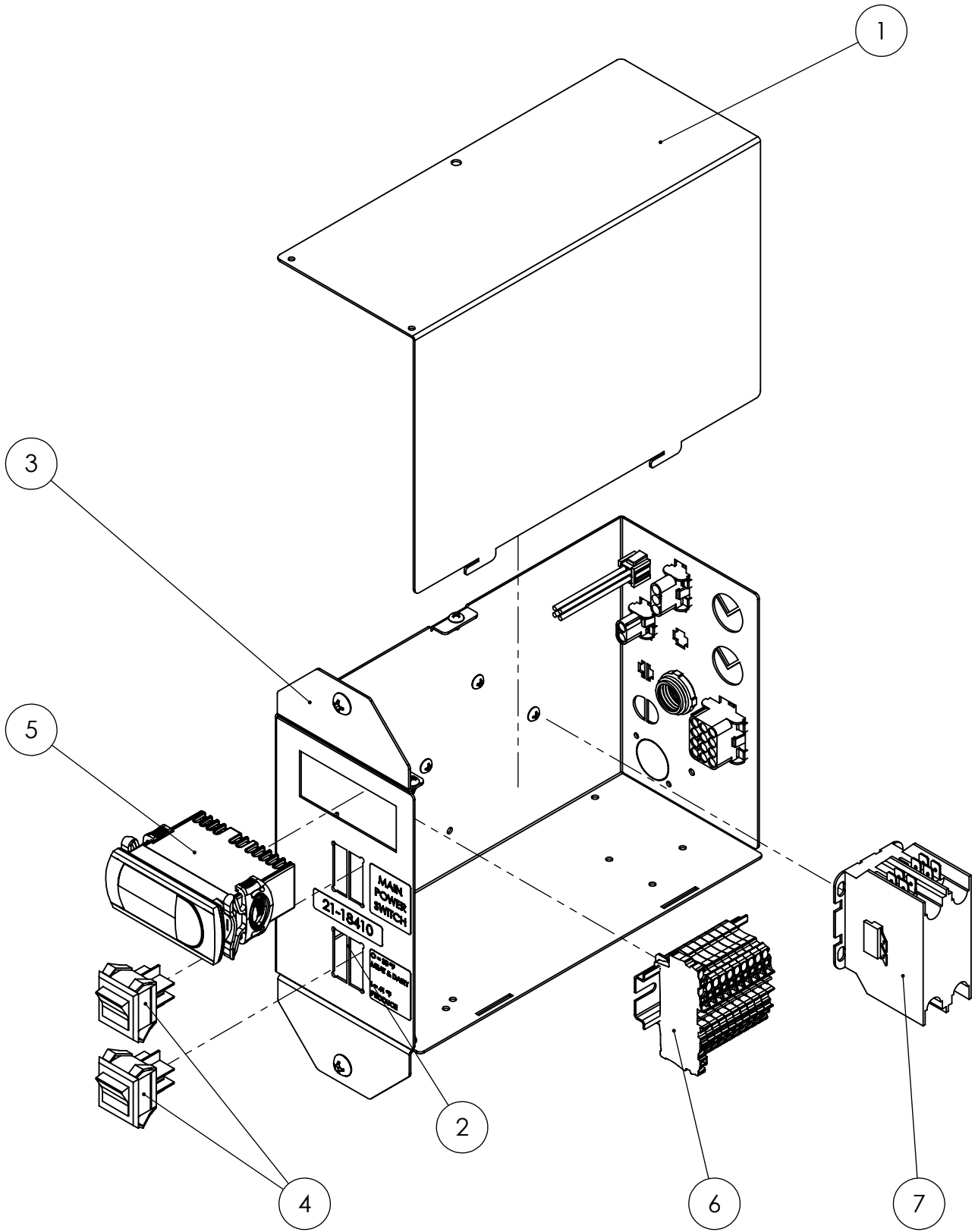
MATERIAL: SEE NOTES

DIMENSIONS ARE IN INCHES (UNLESS SPECIFIED). TOLERANCES: .00 +/- .03, .000 +/- .015, ANGLES +/- 1 DEG., [GLASS: .00 +/- .06, ANGLES +/- 1 DEG.]

SCALE: NTS ORIG. DATE: 07/10/24 SHEET SIZE: B DWG. NO. A508267

ORIG. ENG. RESP. SHEET: 2 OF 4

ITEM #	DESCRIPTION	SCC P/N
1	ELECTRICAL BOX COVER	20-94604
2	ELECTRICAL BOX	20-94603
3	ELECTRICAL BOX BRACKET	20-94614
4	MAIN POWER SWITCH	CONTACT SCC
5	PJEZ CONTROLLER	CONTACT SCC
6	TERMINAL BLOCK ASSEMBLY	CONTACT SCC
7	CONTACTOR	CONTACT SCC



NOTE: INFORMATION IS SUBJECT TO CHANGE AT ANY TIME.
DRAWING REPRESENT CASES BUILT AFTER JUNE 20XX
OLDER CASES WILL NEED PART INFORMATION CONFIRMED BY
THE MANUFACTURER

SHEET 3: SEE SHEET 1
FOR REVISION NOTES

PROPRIETARY

These drawings and specifications are confidential and proprietary to Structural Concepts Corporation and neither the drawings themselves nor any information thereon may be used without written permission of Structural Concepts Corporation.

Structural Concepts[®]

888 E. PORTER ROAD, MUSKEGON, MI 49441
PHONE: (231) 798-8888, WWW.STRUCTURALCONCEPTS.COM

DESCRIPTION:

MI48R REPLACEMENT PARTS

MATERIAL:

SEE NOTES

DIMENSIONS ARE IN INCHES (UNLESS SPECIFIED). TOLERANCES: .00 +/- .03, .000 +/- .015, ANGLES +/- 1 DEG., [GLASS: .00 +/- .06, ANGLES +/- 1 DEG.]

SCALE

NTS

ORIG. DATE

07/10/24

SHEET SIZE

B

DWG. NO.

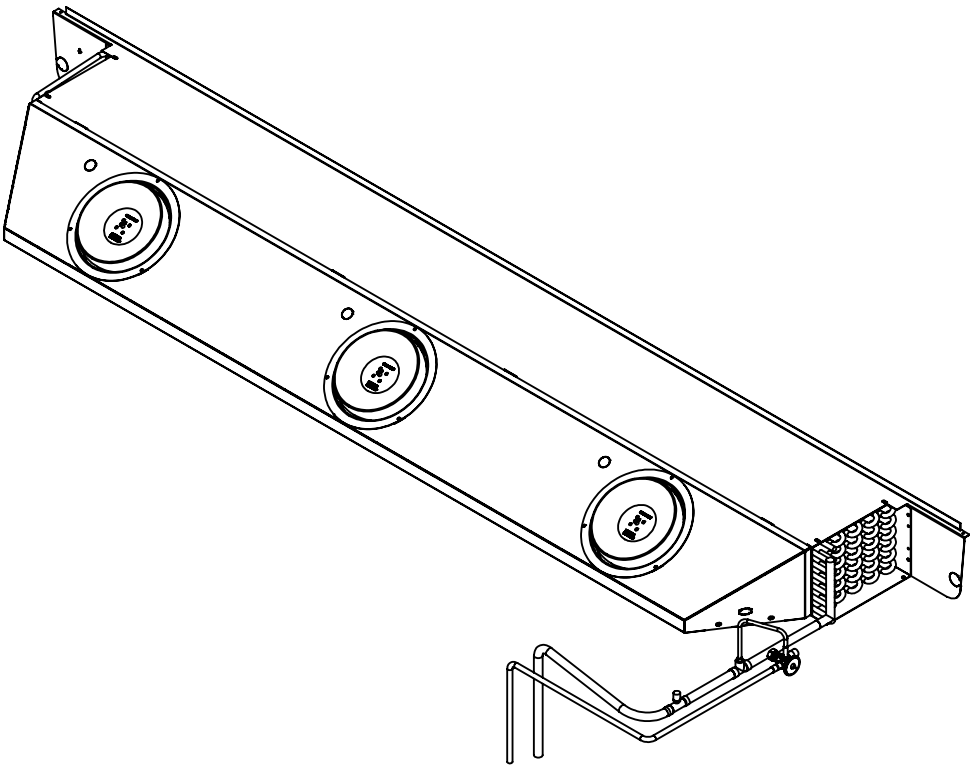
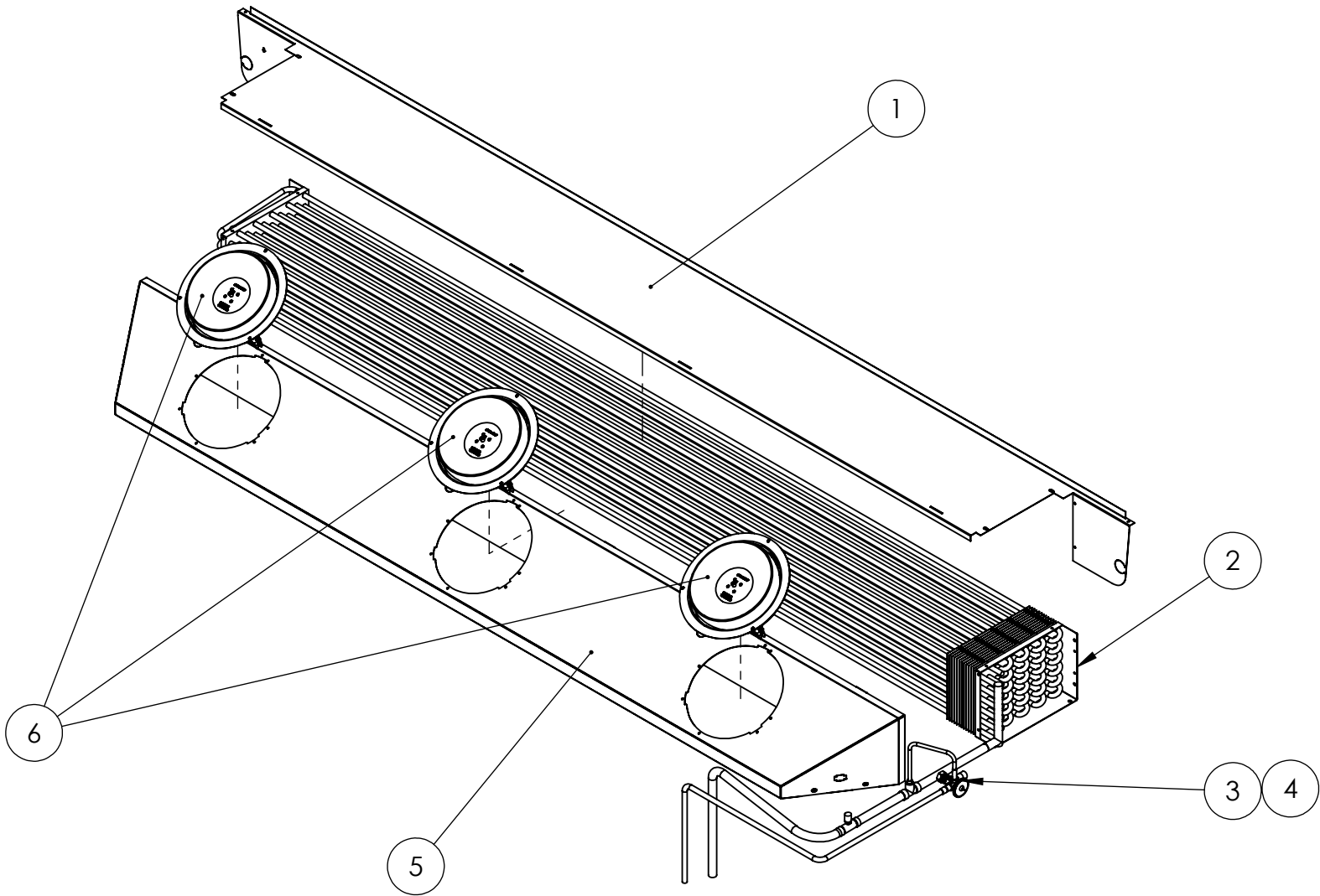
A508267

ORIG. ENG. RESP.

SHEET

3 OF 4

ITEM #	DESCRIPTION	SCC P/N
1	EVAPORATOR COVER COIL	21-25132
2	EVAPORATOR COIL	20-44554BF
3	EXPANSION VALVE	21-27305
4	DISTRIBUTOR	72999
5	EVAPORATOR FAN SHROUD	20-22548
6	EVAPORATOR MOTOR FAN ASSEMBLY	21-33777-0950



SHEET 4: SEE SHEET 1
FOR REVISION NOTES

Structural Concepts®

888 E. PORTER ROAD, MUSKEGON, MI 49441
PHONE: (231) 798-8888, WWW.STRUCTURALCONCEPTS.COM

DESCRIPTION: MI48R REPLACEMENT PARTS

MATERIAL: SEE NOTES

DIMENSIONS ARE IN INCHES (UNLESS SPECIFIED). TOLERANCES: .00 +/- .03,
.000 +/- .015, ANGLES +/- 1 DEG., [GLASS: .00 +/- .06, ANGLES +/- 1 DEG.]

SCALE NTS

ORIG. DATE 07/10/24

SHEET SIZE B

DWG. NO. A508267

ORIG. ENG. RESP.

4 OF 4

PROPRIETARY

These drawings and specifications are confidential and proprietary to Structural Concepts Corporation and neither the drawings themselves nor any information thereon may be used without written permission of Structural Concepts Corporation.

NOTE: INFORMATION IS SUBJECT TO CHANGE AT ANY TIME.

DRAWING REPRESENT CASES BUILT AFTER JUNE 20XX
OLDER CASES WILL NEED PART INFORMATION CONFIRMED BY
THE MANUFACTURER