

- **NR3640RSV** 35-3/4"L x 33"D x 39-3/4"H
- **NR4840RSV** 47-3/4"L x 33"D x 39-3/4"H
- **NR6040RSV** 59-3/4"L x 33"D x 39-3/4"H
- **NR7240RSV** 71-3/4"L x 33"D x 39-3/4"H

Included

- NOTE: Glass warranty only applicable to first point of delivery
- Breeze~E (Type-II) self-contained refrigeration
- (1) Level of clear glass shelving removable and adjustable on 1" centers
- Compressor air intake from rear and out front panel at toe kick. Front panel cannot be blocked.
- Condensate pan (self-contained refig. only)
- LED top & shelf lights
- One piece formed ABS plastic tub
- One year parts & labor; 5 year compressor warranty
- Vertical, fixed front & side UV bonded frameless glass
- Warmest average product temperature of 40°F or less



NR4840RSV

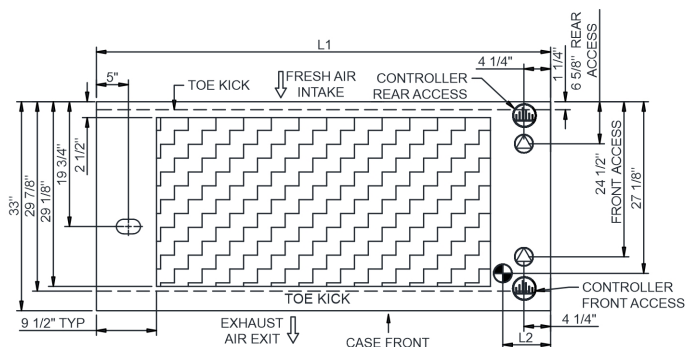
Specify	Standard Features	Additional Options
FRAME EXTERIOR COLOR	• Black	• Powder coated (stock/non-stock colors) • Stainless steel
INTERIOR COLOR	• Powder coated Silversan Black	• NOTE: Interior color must be FDA & NSF approved • Powder coated (stock colors, specify RAL#) • Stainless steel
LOWER FRONT PANEL COLOR	• Powder coated Silversan Black	• Powder coated (stock colors, specify RAL#) • Stainless steel
PANEL EXTERIOR	• Laminate (stock colors)	• Laminate (non-stock colors) • Stainless steel
BASE SUPPORT	• Adjustable, locking casters (self-cont.)	• 6"H legs (self-cont.) • Shims (remote)
END PANELS	• Full end panel	• None (specify per line-up)
LOWER REAR PANEL	• Powder coated Silversan Black	• Powder coated (stock colors, specify RAL#) • Stainless steel
REAR DOORS	• Clear glass rear sliding doors	• Reflective glass rear sliding doors
LIGHTS	• LED 3500K w/ frosted lens	• LED 3000K w/ frosted lens • LED 4000K w/ frosted lens
ELECTRICAL CONNECTION	• 10' Straight blade power cord (self-cont.)	• 10' Locking power cord (self-cont.) • Electrical leads (remote)
REFRIGERATION	• Breeze~E (Type-II) self-contained refrigeration (rear access)	• Breeze~E (Type-II) self-contained refrigeration (front access) • Remote w/thermostat, solenoid & TXV (front access) • Remote w/thermostat, solenoid & TXV (rear access)
MISCELLANEOUS		¹ • 14.5" Base height extension • Rear door lock • Second year parts & labor warranty (excludes compressor)
ACCESSORIES		• Clean Sweep® coil cleaner (self-cont.)

Option Notes: 1 - Cannot be combined w/ 6"H legs

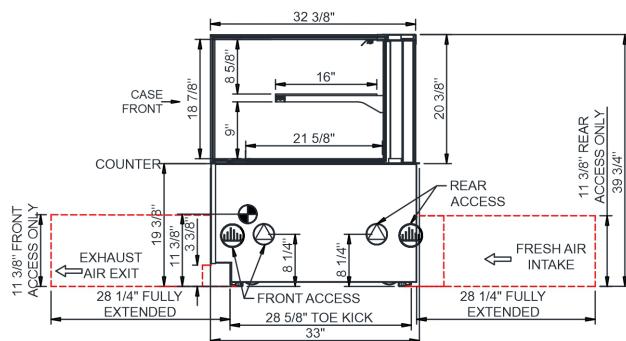
Intended Environment: Type II - Designed to operate in ambient conditions of 80°F and 55% relative humidity unless noted otherwise in system information below.

Zone	Intended Product To Be Displayed	Warmest Avg Prod Temp ° F
1	Unpackaged refrigerated products	40

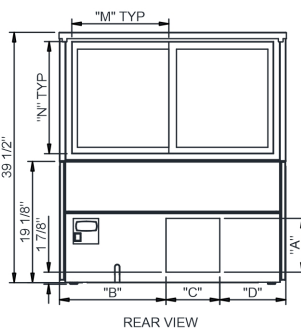
PLAN VIEW



SIDE VIEW



	"A"	"B"	"C"	"D"		"M"	"N"
NR3640RSV	8 1/2"	16 3/4"	8 1/2"	10 1/2"	NR3640RSV	14 1/2"	17 3/8"
NR4840RSV	8 1/2"	28 3/4"	8 1/2"	10 1/2"	NR4840RSV	20 1/2"	17 3/8"
NR6040RSV	8 1/2"	40 3/4"	8 1/2"	10 1/2"	NR6040RSV	26 1/2"	17 3/8"
NR7240RSV	8 1/2"	22 3/4"	8 1/2" x2	10 1/2"	NR7240RSV	32 1/2"	17 3/8"



NOTES:

1. 11 3/8" TALL, FULL WIDTH OF CASE OPENING IN CABINET OR COUNTER IS REQUIRED TO PULL OUT REFRIGERATION SYSTEM.
2. SEE DESIGN GUIDE FOR CUTOUT SIZE IN CABINET FOR CASE TO DROP INTO.
3. BACK OF COUNTER / CABINET MUST BE VENTED PROPERLY FOR ADEQUATE AIRFLOW TO CONDENSER.
4. **REPRESENTS REAR PULLOUT REFRIGERATION. AIR FLOW INTAKE AND EXIT DETAILS ARE REVERSED WITH FRONT PULLOUT REFRIGERATION OPTION.
5. SELF-CONTAINED ACCESS ONLY BY PULLING OUT CONDENSER UNIT.
6. SEE "COUNTER INSTALLATION GUIDE" FOR AIR FLOW REQUIREMENTS.

NOTE: ALL DIMENSIONS APPROXIMATE

- ⊕ ELECTRICAL JUNCTION BOX (SUPPLIED WITH 6" LEADS OR POWER CORD).
 ⬮ LOCATION OF DRAIN TUBE FOR REMOTE REF. ONLY (SUPPLIED WITH 3/4" OR 1 1/2" PVC TUBE).

- ⊕ REFRIGERATION LINE CONNECTION.
 ⬮ REMOTE FLOOR SINK & UTILITIES ACCESS AREA.

- ⊕ SELF-CONTAINED CASE SERVICE ACCESS AREA.
 ⊕ DRY CASE SERVICE ACCESS AREA.

Model Technical Specifications																
Model	L"	L1"	L2"	System Circuit Volts			Phs	Freq	Amps ***	Watts	Wires	NEMA Plug	SST	Conv. Rack BTUH	Para. Rack BTUH	Est Wt
NR3640RSV	N/A	35.75	7.50	Remote (DX)	Circuit #1	110-120	1	60	1.08	32	2+G	Leads Single	24.00	864	800	800
				Self-Contained (R290)	Circuit #1	110-120	1	60	10.73	957	2+G	5-15P or L5-15P	N/A	N/A	N/A	
NR4840RSV	N/A	47.75	7.50	Remote (DX)	Circuit #1	110-120	1	60	1.08	35	2+G	Leads Single	24.00	1123	1040	850
				Self-Contained (R290)	Circuit #1	110-120	1	60	11.18	985	2+G	5-15P or L5-15P	N/A	N/A	N/A	
NR6040RSV	N/A	59.75	7.50	Remote (DX)	Circuit #1	110-120	1	60	1.38	52	2+G	Leads Single	20.00	1382	1280	1,050
				Self-Contained (R290)	Circuit #1	110-120	1	60	11.18	991	2+G	5-15P or L5-15P	N/A	N/A	N/A	
NR7240RSV	N/A	71.75	7.50	Remote (DX)	Circuit #1	110-120	1	60	1.38	55	2+G	Leads Single	20.00	1642	1520	1,150
				Self-Contained (R290)	Circuit #1	110-120	1	60	11.18	998	2+G	5-15P or L5-15P	N/A	N/A	N/A	

*** Does not include electric defrost on freezer models.

Regulatory Approvals:

All Models	Accordance with AHRI Std 1200 ETL Listed to UL 471 ETL Listed to CAN/CSA 22.2 No. 120 ENERGY STAR® ETL Sanitation to NSF/ANSI 7
------------	---



In Accordance with
AHRI Std 1200

DOE 2017
 Energy Efficiency
 Compliant



Important Notes:

- 1) ELECTRICAL NOTE: If GFCI is required, a GFCI breaker MUST be used in lieu of a GFCI receptacle
- 2) Back side of counter must be open or vented the full length of the unit to allow proper ventilation for the refrigeration system.
- 3) Glass warranty only applicable to first point of delivery.

⚠ WARNING: This product can expose you to chemicals, including Urethane (Ethyl Carbamate), which are known to the State of California to cause cancer and birth defects or other reproductive harm. For more information go to www.P65Warnings.ca.gov.