

Technical Information

Addenda - Non-Refrigerated Self-Service Countertop Case w/ Bag Area

Structural Concepts®

DELIVERING FRESH. ALWAYS.™

DIMENSIONS / SHIPPING				
Model	L"	L1"	L2"	Est Wt (lbs)
CDS4540	N/A	44.750	0.000	420

ELECTRICAL															
Model	System Circuit Volts			Ph	Frq	Rated Load Amps	Min Cir Amps	Max OCP Amps	Watts	Wires	NEMA Plug	Amps Lights	Amps Fans	Amps Anti-Sweats	Amps Misc/Refrig/Heat
CDS4540	Ambient/Lights (N/A)	Circuit #1	110-120	1	60	0.70	15	15	6	2+G	5-15P	0.70	N/A	N/A	N/A

REFRIGERATION														
Model	Zone	Section	System	Envt	REMOTE REFRIGERATION					GLYCOL / R744 REFRIGERATION				
					SST (°F)	Conv. Rack BTUH	Para. Rack BTUH	Defrost Interval (Hrs)	Defrost Duration	Total GPM	Pressure Drop (psi)	Concent (%)	Liquid Temp (°F)	
CDS4540	All	Ambient	Ambient/Lights-N/A	Type I	N/A	N/A	N/A	N/A	N/A	N/A	N/A	N/A	N/A	N/A

INTENDED ENVIRONMENT
Type I - Designed to operate in ambient conditions of 75°F with 55% relative humidity unless noted otherwise under Envt above.

IMPORTANT NOTES
1) 24" Minimum door entry clearance required (Without shipping skid)

WARMEST AVERAGE PRODUCT TEMP & INTENDED USE OF ZONES		
Zone	Temp (°F)	Intended Use
1	Ambient	Unpackaged non-refrigerated products

REGULATORY	
All Models	ETL Listed to UL 65 ETL Sanitation to NSF/ANSI 2

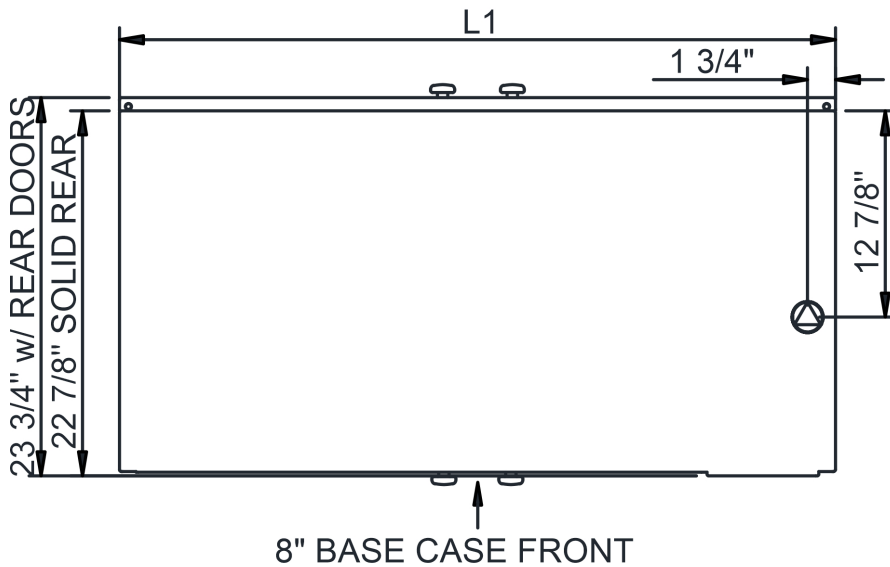
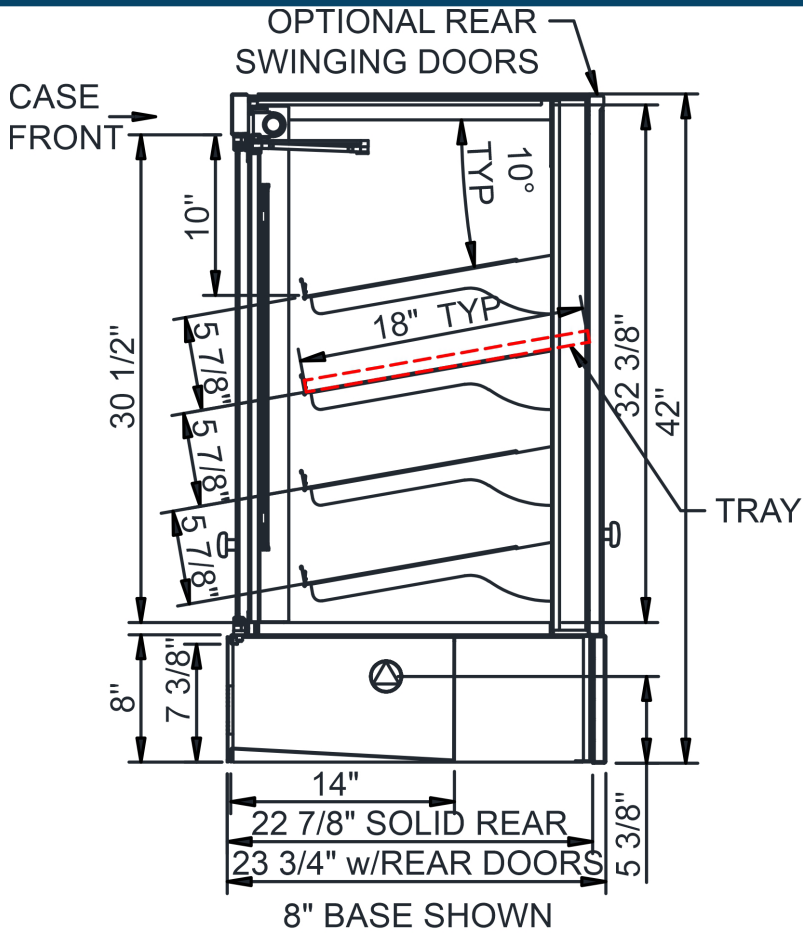


Technical Information



Addenda - Non-Refrigerated Self-Service Countertop Case w/ Bag Area

Structural Concepts®

DELIVERING FRESH. ALWAYS.™



NOTE: ALL DIMENSIONS APPROXIMATE

-  ELECTRICAL JUNCTION BOX (SUPPLIED WITH 6" LEADS OR POWER CORD).
-  LOCATION OF DRAIN TUBE FOR REMOTE REF. ONLY (SUPPLIED WITH 3/4" OR 1 1/2" PVC TUBE).

-  REFRIGERATION LINE CONNECTION.
-  REMOTE FLOOR SINK & UTILITIES ACCESS AREA.

-  SELF-CONTAINED CASE SERVICE ACCESS AREA.
-  DRY CASE SERVICE ACCESS AREA.