

Technical Information

Oasis - Refrigerated Self-Service End Cap

Structural Concepts®

DELIVERING FRESH. ALWAYS.™

DIMENSIONS / SHIPPING				
Model	L"	L1"	L2"	Est Wt (lbs)
FSE460R	N/A	50.750	0	950

ELECTRICAL															
Model	System Circuit Volts			Ph	Frq	Rated Load Amps	Min Cir Amps	Max OCP Amps	Watts	Wires	NEMA Plug	Amps Lights	Amps Fans	Amps Anti-Sweats	Amps Misc/Refrig/Heat
FSE460R	Remote (N/A)-Type I Env	Circuit #1	110-120	1	50-60	2.20	15	15	67	2+G	Leads Single	1.12	0.60	0.40	0.08
	Self-Contained (R290)-Type I Env	Circuit #1	208-240	1	50-60	14.32	20	20	2,788	2+G	6-20P or L6-20P	0.61	0.60	3.61	9.50

REFRIGERATION														
Model	Zone	Section	System	Env't	REMOTE REFRIGERATION					GLYCOL / R744 REFRIGERATION				
					SST (°F)	Conv. Rack BTUH	Para. Rack BTUH	Defrost Interval (Hrs)	Defrost Duration	Total GPM	Pressure Drop (psi)	Concent (%)	Liquid Temp (°F)	
FSE460R	All	Refrigerator	Self-Contained-R290-Type I Env	Type I	N/A	N/A	N/A	N/A	N/A	N/A	N/A	N/A	N/A	N/A
	All	Main	Remote-N/A-Type I Env	Type I	20	6,631	6,140	4.00	30.00	N/A	N/A	N/A	N/A	N/A

INTENDED ENVIRONMENT		
Type I - Designed to operate in ambient conditions of 75°F with 55% relative humidity unless noted otherwise under Env't above.		
WARMEST AVERAGE PRODUCT TEMP & INTENDED USE OF ZONES		
Zone	Temp (°F)	Intended Use
1	40	Packaged refrigerated products-Prechilled to Warmest Avg Prod Temp.

IMPORTANT NOTES
1) REMOTE REFRIGERATION NOTE: Condensing unit not included, floor drain required.
2) ELECTRICAL NOTE: If GFCI is required, a GFCI breaker MUST be used in lieu of a GFCI receptacle
3) 37" minimum door entry clearance required (without shipping skid).
5) Units are supplied with levelers. They must be adjusted during installation to ensure the unit is level and plumb. Dimensions reflect levelers extended 1 1/4".
6) Performance issues (product temperatures, water on floor, etc.) caused by adverse conditions are not covered by warranty.
7) Keep unit at least 15' from exterior doors, overhead HVAC vents, or any air curtain disruption.
8) End panels must be tightly joined or kept at least 6" away from any structure to prevent condensation.
9) Do not expose unit to direct sunlight or any heat source (ovens, fryers, etc.).

REGULATORY	
All Models	Accordance with AHRI Std 1200 ETL Listed to UL 60335-2-89 ETL Sanitation to NSF/ANSI 7



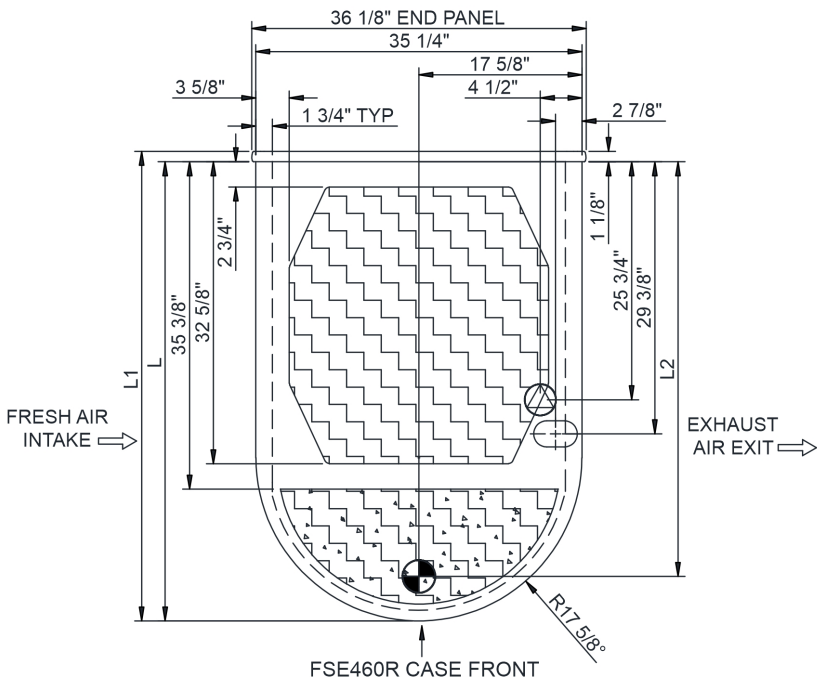
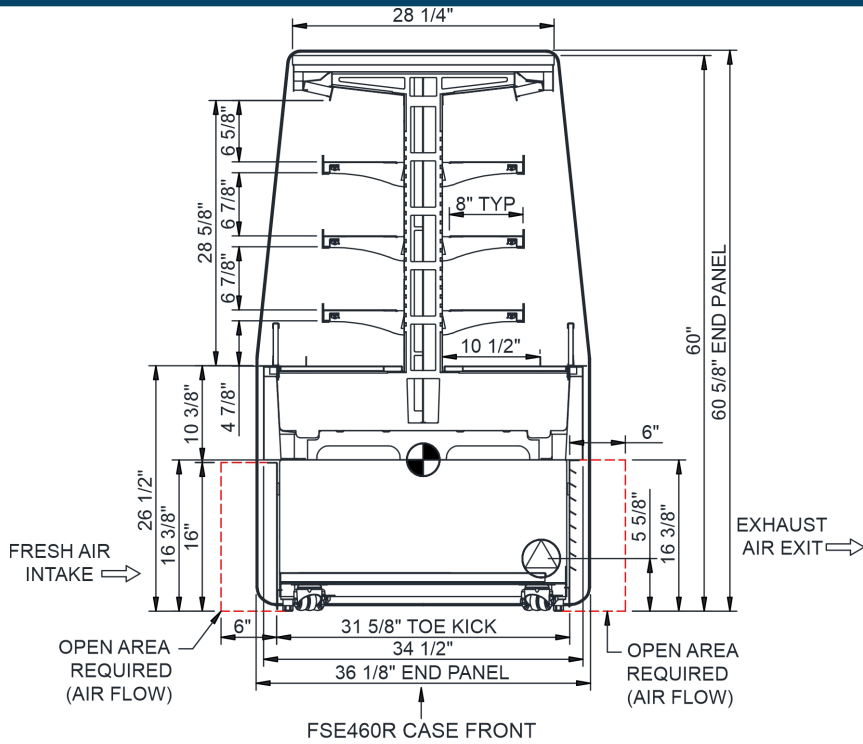
In Accordance with
AHRI Std 1200

Technical Information



Oasis - Refrigerated Self-Service End Cap

Structural Concepts®

DELIVERING FRESH. ALWAYS.™



NOTE: ALL DIMENSIONS APPROXIMATE

-  ELECTRICAL JUNCTION BOX (SUPPLIED WITH 6" LEADS OR POWER CORD).
-  LOCATION OF DRAIN TUBE FOR REMOTE REF. ONLY (SUPPLIED WITH 3/4" OR 1 1/2" PVC TUBE).

-  REFRIGERATION LINE CONNECTION.
-  REMOTE FLOOR SINK & UTILITIES ACCESS AREA.

-  SELF-CONTAINED CASE SERVICE ACCESS AREA.
-  DRY CASE SERVICE ACCESS AREA.