

# Technical Information

Fusion - GMBS 52"H Dry Service Case

**DISCONTINUED**

**Structural Concepts®**

DELIVERING FRESH. ALWAYS.™

## DIMENSIONS / SHIPPING

Model	L"	L1"	L2"	Est Wt (lbs)
GMBS452D	48.750	51.000	0.000	N/A
GMBS552D	60.500	62.750	0.000	N/A
GMBS652D	73.125	75.375	0.000	N/A

## ELECTRICAL

Model	System Circuit Volts			Ph	Frq	Rated Load Amps	Min Cir Amps	Max OCP Amps	Watts	Wires	NEMA Plug	Amps Lights	Amps Fans	Amps Anti-Sweats	Amps Misc/Refrig/Heat
GMBS452D	Ambient/Lights (N/A)	Circuit #1	110-120	1	60	0.70	15	15	33	2+G	Leads Single	N/A	N/A	N/A	0.70
GMBS552D	Ambient/Lights (N/A)	Circuit #1	110-120	1	60	0.99	15	15	120	2+G	5-15P or L5-15P	0.99	N/A	N/A	N/A
GMBS652D	Ambient/Lights (N/A)	Circuit #1	110-120	1	60	0.70	20	20	50	2+G	5-20P	0.70	N/A	N/A	N/A

## REFRIGERATION

Model	Zone	Section	System	Envt	REMOTE REFRIGERATION					GLYCOL / R744 REFRIGERATION			
					SST (°F)	Conv. Rack BTUH	Para. Rack BTUH	Defrost Interval (Hrs)	Defrost Duration	Total GPM	Pressure Drop (psi)	Concent (%)	Liquid Temp (°F)
GMBS452D	All	Ambient	Ambient/Lights-N/A	Type I	N/A	N/A	N/A	N/A	N/A	N/A	N/A	N/A	N/A
GMBS552D	All	Ambient	Ambient/Lights-N/A	Type I	N/A	N/A	N/A	N/A	N/A	N/A	N/A	N/A	N/A
GMBS652D	All	Ambient	Ambient/Lights-N/A	Type I	N/A	N/A	N/A	N/A	N/A	N/A	N/A	N/A	N/A

## INTENDED ENVIRONMENT

Type I - Designed to operate in ambient conditions of 75°F with 55% relative humidity unless noted otherwise under Envt above.

## WARMEST AVERAGE PRODUCT TEMP & INTENDED USE OF ZONES

Zone	Temp (°F)	Intended Use
1	Ambient	Unpackaged non-refrigerated products

## IMPORTANT NOTES

- 1) ELECTRICAL NOTE: If GFCI is required, a GFCI breaker MUST be used in lieu of a GFCI receptacle.
- 2) 45" minimum door entry clearance required (without shipping skid).
- 3) Units must be shimmed during installation to ensure the unit is level and plumb.

## REGULATORY

All Models	ETL Listed to UL 65 ETL Sanitation to NSF/ANSI 2
------------	---

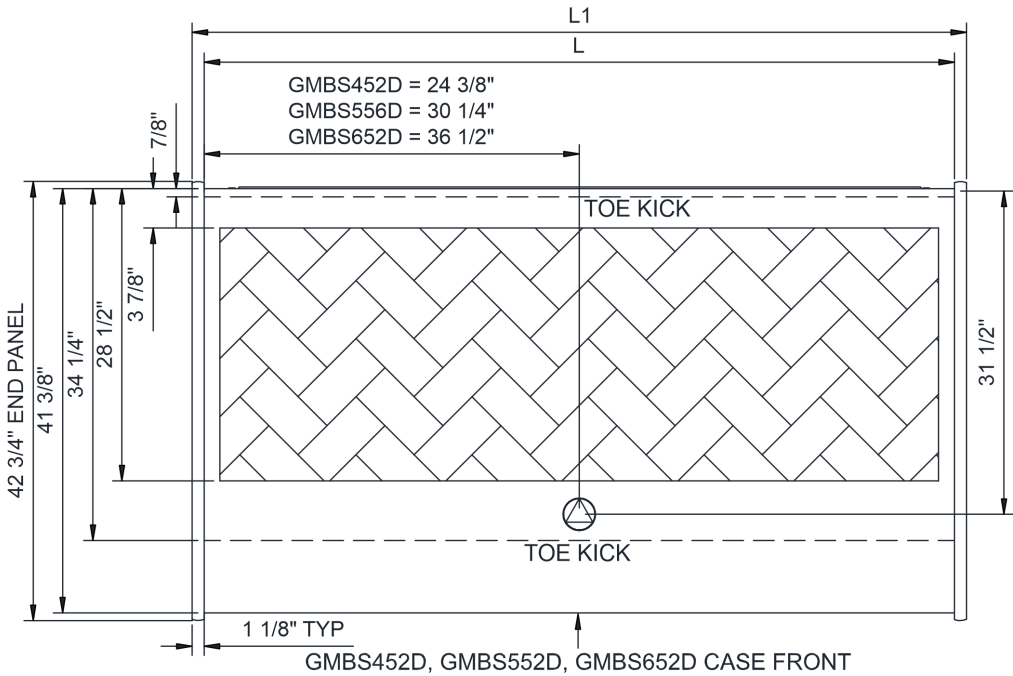
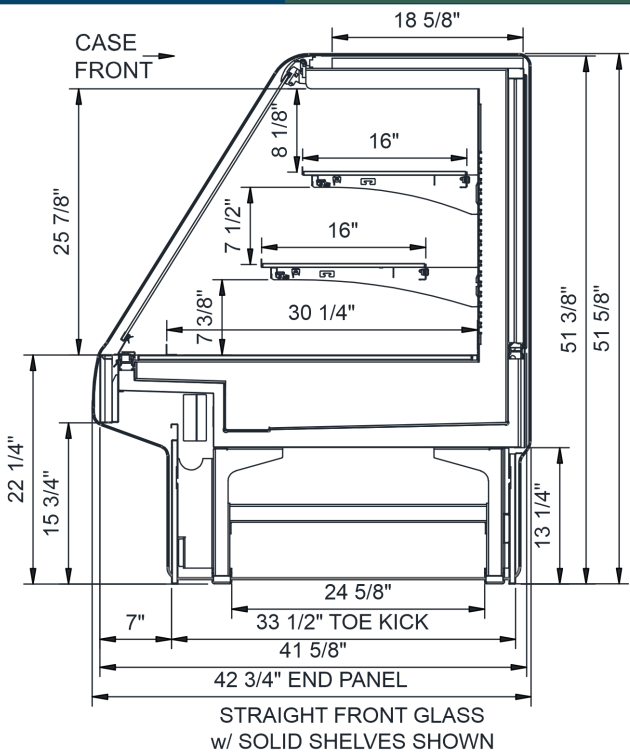
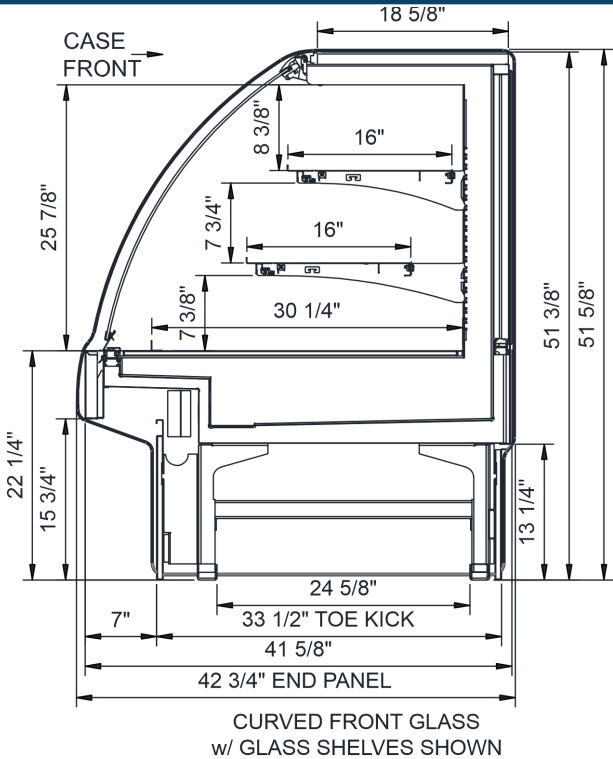


# Technical Information

Fusion - GMBS 52"H Dry Service Case

Structural Concepts®

DELIVERING FRESH. ALWAYS.™



NOTE: ALL DIMENSIONS APPROXIMATE

- ELECTRICAL JUNCTION BOX (SUPPLIED WITH 6" LEADS OR POWER CORD).
- LOCATION OF DRAIN TUBE FOR REMOTE REF. ONLY (SUPPLIED WITH 3/4" OR 1 1/2" PVC TUBE).

- REFRIGERATION LINE CONNECTION.
- REMOTE FLOOR SINK & UTILITIES ACCESS AREA.

- SELF-CONTAINED CASE SERVICE ACCESS AREA.
- DRY CASE SERVICE ACCESS AREA.