

Technical Information

Allure - Self-Service Refrigerated Wine Case Self-Contained

Structural Concepts®

DELIVERING FRESH. ALWAYS.™

DIMENSIONS / SHIPPING				
Model	L"	L1"	L2"	Est Wt (lbs)
B427WN	42.750	44.750	3.750	N/A

ELECTRICAL															
Model	System Circuit Volts			Ph	Frq	Rated Load Amps	Min Cir Amps	Max OCP Amps	Watts	Wires	NEMA Plug	Amps Lights	Amps Fans	Amps Anti-Sweats	Amps Misc/Refrig/Heat
B427WN	Self-Contained (R290)	Circuit #1	110-120	1	60	10.73	15	15	977	N/A	5-15P or L5-15P	N/A	0.45	3.96	6.32

REFRIGERATION														
Model	Zone	Section	System	Envt	REMOTE REFRIGERATION					GLYCOL / R744 REFRIGERATION				
					SST (°F)	Conv. Rack BTUH	Para. Rack BTUH	Defrost Interval (Hrs)	Defrost Duration	Total GPM	Pressure Drop (psi)	Concent (%)	Liquid Temp (°F)	
B427WN	All	Refrigerator	Self-Contained-R290	Type I	N/A	N/A	N/A	N/A	N/A	N/A	N/A	N/A	N/A	N/A

INTENDED ENVIRONMENT
Type I - Designed to operate in ambient conditions of 75°F with 55% relative humidity unless noted otherwise under Envt above.

IMPORTANT NOTES
1) Units are supplied with levelers which must be adjusted during installation to ensure the unit is level and plumb.

WARMEST AVERAGE PRODUCT TEMP & INTENDED USE OF ZONES		
Zone	Temp (°F)	Intended Use
1	55	Packaged refrigerated products

REGULATORY	
All Models	ETL Listed to UL 471 ETL Listed to CAN/CSA 22.2 No. 120 ETL Sanitation to NSF/ANSI 7

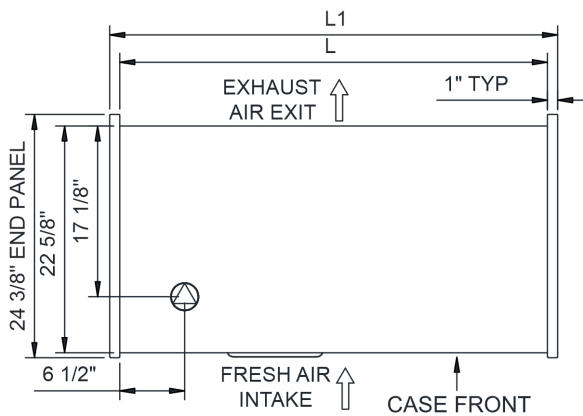
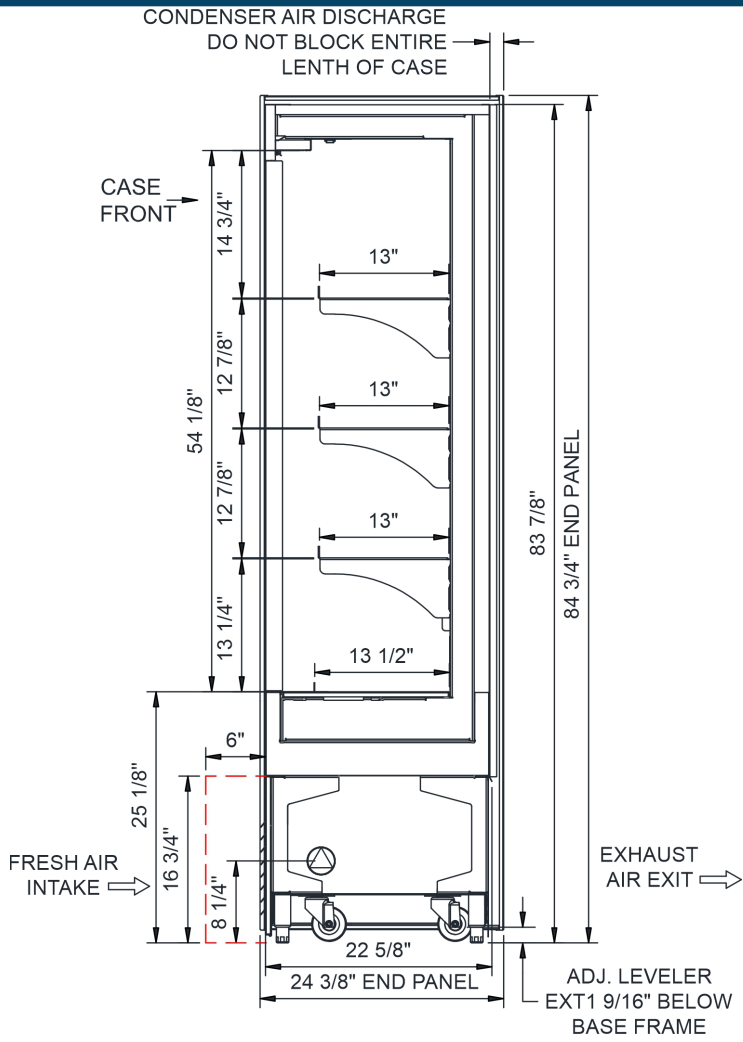


Technical Information

Allure - Self-Service Refrigerated Wine Case Self-Contained


Structural Concepts®


DELIVERING FRESH. ALWAYS.™



SELF-CONTAINED REFRIGERATION
ACCESS ONLY BY PULLING OUT CONDENSER

NOTE: ALL DIMENSIONS APPROXIMATE

 ELECTRICAL JUNCTION BOX (SUPPLIED WITH 6" LEADS OR POWER CORD).

 LOCATION OF DRAIN TUBE FOR REMOTE REF. ONLY (SUPPLIED WITH 3/4" OR 1 1/2" PVC TUBE).

 REFRIGERATION LINE CONNECTION.

 REMOTE FLOOR SINK & UTILITIES ACCESS AREA.

 SELF-CONTAINED CASE SERVICE ACCESS AREA.

 DRY CASE SERVICE ACCESS AREA.