

Technical Information

Fusion - MD 85"H Self-Service Refrigerated Doored Case Self-Contained

Structural Concepts®

DELIVERING FRESH. ALWAYS.™

DIMENSIONS / SHIPPING				
Model	L"	L1"	L2"	Est Wt (lbs)
MD485DR	48.000	50.250	0.000	N/A
MD685DR	72.000	74.250	0.000	N/A

ELECTRICAL															
Model	System Circuit Volts			Ph	Frq	Rated Load Amps	Min Cir Amps	Max OCP Amps	Watts	Wires	NEMA Plug	Amps Lights	Amps Fans	Amps Anti-Sweats	Amps Misc/Refrig/Heat
MD485DR	Self-Contained (R290)-Type I Env	Circuit #1	110-120	1	60	10.73	15	15	1,008	2+G	5-15P or L5-15P	N/A	0.45	3.96	6.32
MD685DR	Self-Contained (R290)-Type I Env	Circuit #1	110-120	1	60	11.18	15	15	1,061	2+G	5-15P or L5-15P	N/A	0.90	3.96	6.32

REFRIGERATION														
Model	Zone	Section	System	Envt	REMOTE REFRIGERATION					GLYCOL / R744 REFRIGERATION				
					SST (°F)	Conv. Rack BTUH	Para. Rack BTUH	Defrost Interval (Hrs)	Defrost Duration	Total GPM	Pressure Drop (psi)	Concent (%)	Liquid Temp (°F)	
MD485DR	All	Main	Self-Contained-R290-Type I Env	Type I	N/A	N/A	N/A	N/A	N/A	N/A	N/A	N/A	N/A	N/A
MD685DR	All	Main	Self-Contained-R290-Type I Env	Type I	N/A	N/A	N/A	N/A	N/A	N/A	N/A	N/A	N/A	N/A

INTENDED ENVIRONMENT
Type I - Designed to operate in ambient conditions of 75°F with 55% relative humidity unless noted otherwise under Envt above.

IMPORTANT NOTES
1) Units must be shimmed during installation to ensure the unit is level and plumb.

WARMEST AVERAGE PRODUCT TEMP & INTENDED USE OF ZONES		
Zone	Temp (°F)	Intended Use
1	40	Packaged / unpackaged refrigerated products-Prechilled to Warmest Avg Prod Temp.

REGULATORY	
All Models	Accordance with AHRI Std 1200 ETL Listed to UL 471 ETL Listed to CAN/CSA 22.2 No. 120 ETL Sanitation to NSF/ANSI 7



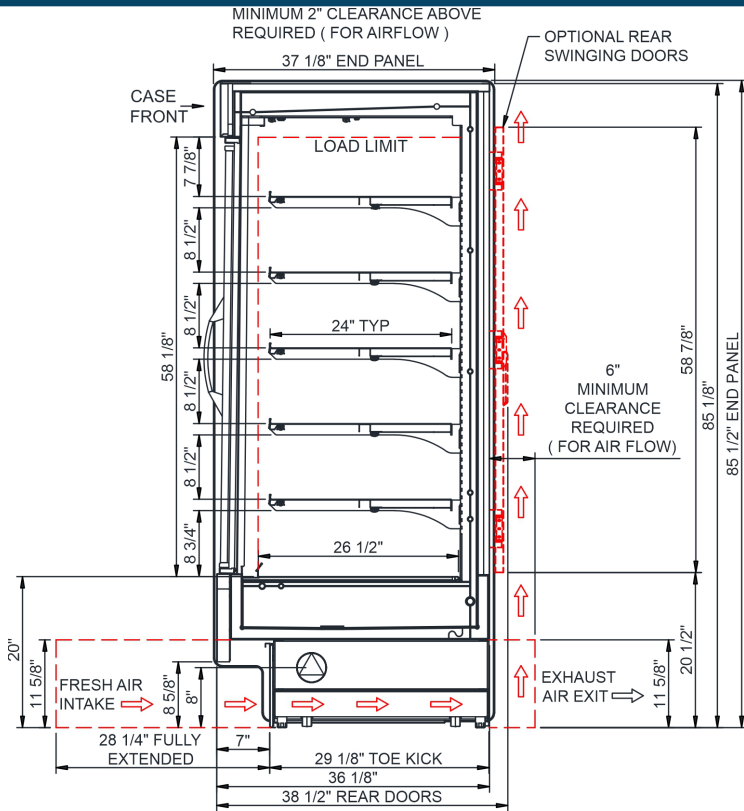
In Accordance with
AHRI Std 1200

Technical Information

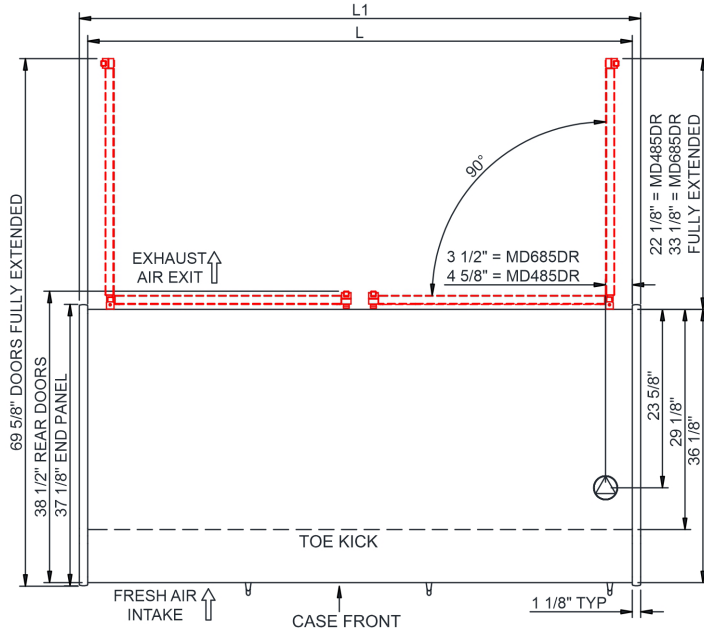
Fusion - MD 85"H Self-Service Refrigerated Doored Case Self-Contained

Structural Concepts®

DELIVERING FRESH. ALWAYS.™





REAR DOORS OPENING	
MODEL	WD x HT x QTY
MD485DR	17" x 57 3/4" x 2
MD685DR	28 5/8" x 57 3/4" x 2



NOTE:

1. SELF-CONTAINED REFRIGERATION ACCESS ONLY BY PULLING OUT CONDENSER DRAWER.

NOTE: ALL DIMENSIONS APPROXIMATE

-  ELECTRICAL JUNCTION BOX (SUPPLIED WITH 6" LEADS OR POWER CORD).
-  LOCATION OF DRAIN TUBE FOR REMOTE REF. ONLY (SUPPLIED WITH 3/4" OR 1 1/2" PVC TUBE).

-  REFRIGERATION LINE CONNECTION.
-  REMOTE FLOOR SINK & UTILITIES ACCESS AREA.

-  SELF-CONTAINED CASE SERVICE ACCESS AREA.
-  DRY CASE SERVICE ACCESS AREA.