

# Technical Information

Addenda - PC Non-Refrigerated Pastry Case

Structural Concepts®

DELIVERING FRESH. ALWAYS.™

DIMENSIONS / SHIPPING				
Model	L"	L1"	L2"	Est Wt (lbs)
PC3982	39.000	41.000	0.000	700
PC5682	56.000	58.000	0.000	1,050
PC7482	74.000	76.000	0.000	1,250

ELECTRICAL															
Model	System Circuit Volts			Ph	Frq	Rated Load Amps	Min Cir Amps	Max OCP Amps	Watts	Wires	NEMA Plug	Amps Lights	Amps Fans	Amps Anti-Sweats	Amps Misc/Refrig/Heat
PC3982	Ambient/Lights (N/A)	Circuit #1	110-120	1	60	1.06	15	15	117	2+G	5-15P	1.06	N/A	N/A	N/A
PC5682	Ambient/Lights (N/A)	Circuit #1	110-120	1	60	1.52	15	15	160	2+G	5-15P	1.52	N/A	N/A	N/A
PC7482	Ambient/Lights (N/A)	Circuit #1	110-120	1	60	1.77	15	15	200	2+G	5-15P	1.77	N/A	N/A	N/A

REFRIGERATION														
Model	Zone	Section	System	Envt	REMOTE REFRIGERATION					GLYCOL / R744 REFRIGERATION				
					SST (°F)	Conv. Rack BTUH	Para. Rack BTUH	Defrost Interval (Hrs)	Defrost Duration	Total GPM	Pressure Drop (psi)	Concent (%)	Liquid Temp (°F)	
PC3982	All	Ambient	Ambient/Lights-N/A	Type I	N/A	N/A	N/A	N/A	N/A	N/A	N/A	N/A	N/A	N/A
PC5682	All	Ambient	Ambient/Lights-N/A	Type I	N/A	N/A	N/A	N/A	N/A	N/A	N/A	N/A	N/A	N/A
PC7482	All	Ambient	Ambient/Lights-N/A	Type I	N/A	N/A	N/A	N/A	N/A	N/A	N/A	N/A	N/A	N/A

INTENDED ENVIRONMENT		
Type I - Designed to operate in ambient conditions of 75°F with 55% relative humidity unless noted otherwise under Envt above.		
WARMEST AVERAGE PRODUCT TEMP & INTENDED USE OF ZONES		
Zone	Temp (°F)	Intended Use
1	Ambient	Unpackaged non-refrigerated products

IMPORTANT NOTES
1) ELECTRICAL NOTE: If GFCI is required, a GFCI breaker MUST be used in lieu of a GFCI receptacle.
2) 40" minimum door entry clearance required (without shipping skid).
3) Units are supplied with levelers which must be adjusted during installation to ensure the unit is level and plumb.
4) Dimensions reflect levelers extended 1-1/4".

REGULATORY	
All Models	ETL Listed to UL 65 ETL Sanitation to NSF/ANSI 2

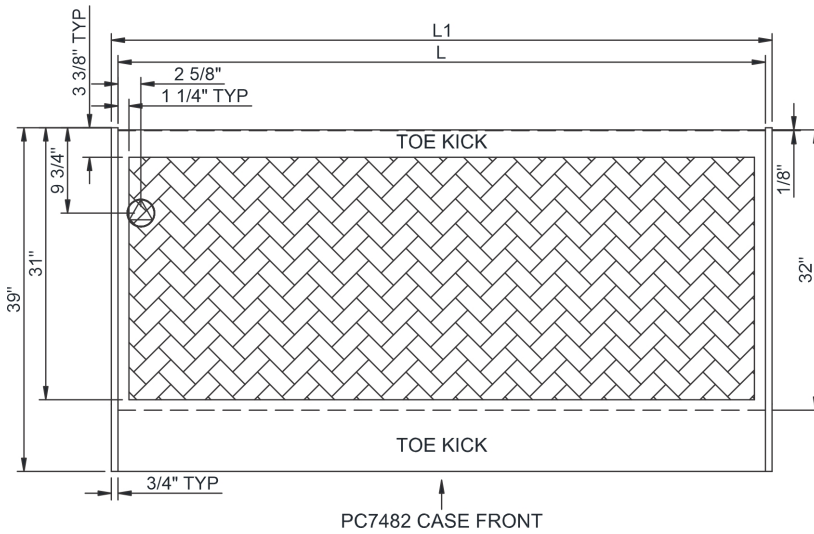
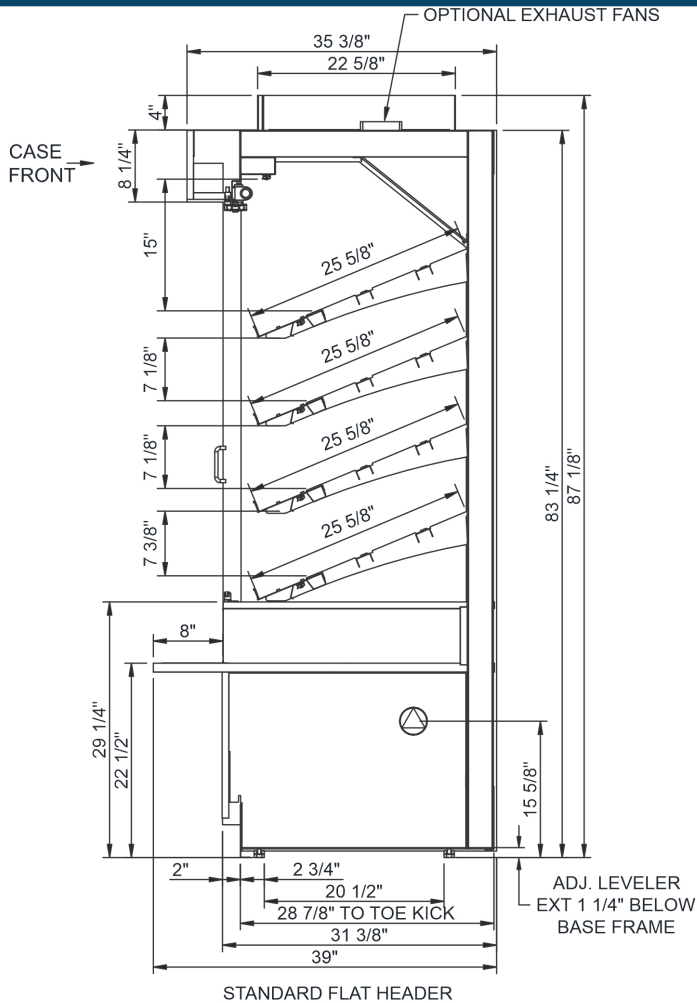


# Technical Information



Addenda - PC Non-Refrigerated Pastry Case

Structural Concepts®

DELIVERING FRESH. ALWAYS.™



NOTE: ALL DIMENSIONS APPROXIMATE

-  ELECTRICAL JUNCTION BOX (SUPPLIED WITH 6" LEADS OR POWER CORD).
-  LOCATION OF DRAIN TUBE FOR REMOTE REF. ONLY (SUPPLIED WITH 3/4" OR 1 1/2" PVC TUBE).

-  REFRIGERATION LINE CONNECTION.
-  REMOTE FLOOR SINK & UTILITIES ACCESS AREA.

-  SELF-CONTAINED CASE SERVICE ACCESS AREA.
-  DRY CASE SERVICE ACCESS AREA.